

Printed-circuit board connector - MC 0,5/ 3-G-2,54 P20THRR24C2 - 1706205

Please be informed that the data shown in this PDF Document is generated from our Online Catalog. Please find the complete data in the user's documentation. Our General Terms of Use for Downloads are valid (<http://phoenixcontact.com/download>)

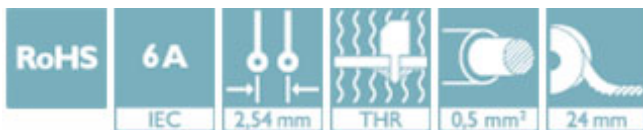
PCB headers, nominal current: 6 A, number of positions: 3, pitch: 2.54 mm, color: black, contact surface: Gold, mounting: THR soldering, Fixed coding of the last position, can be combined with the FMC 0,5/...-ST-2,54 C2 connector



The figure shows the 10-position version

Your advantages

- Designed for integration into the SMT soldering process
- Additional solder anchors reduce the mechanical strain on the soldering spots
- Gold-plated contacts ensure transfer quality remains stable over the long term
- Supplied in tape-on-reel packing according to IEC 60286-3 for automated mounting



Key Commercial Data

Packing unit	465 pc
Minimum order quantity	465 pc
GTIN	
GTIN	4046356841566

Technical data

Dimensions

Length [l]	7.1 mm
Width	12.16 mm
Pitch	2.54 mm
Dimension a	5.08 mm
Width [w]	12.16 mm
Height [h]	6.85 mm
Height	4.85 mm
Length of the solder pin	2 mm
Pin dimensions	0.64 x 0.64 mm

Printed-circuit board connector - MC 0,5/ 3-G-2,54 P20THRR24C2 - 1706205

Technical data

Dimensions

Length	7.1 mm
--------	--------

General

Range of articles	MC 0,5/...G-THR
Insulating material group	IIIa
Rated surge voltage (III/3)	2.5 kV
Rated surge voltage (III/2)	2.5 kV
Rated surge voltage (II/2)	2.5 kV
Rated voltage (III/3)	32 V
Rated voltage (III/2)	160 V
Rated voltage (II/2)	160 V
Connection in acc. with standard	EN-VDE
Nominal current I _N	6 A
Insulating material	LCP
Flammability rating according to UL 94	V0
Color	black
Number of positions	3

Standards and Regulations

Connection in acc. with standard	EN-VDE
Flammability rating according to UL 94	V0

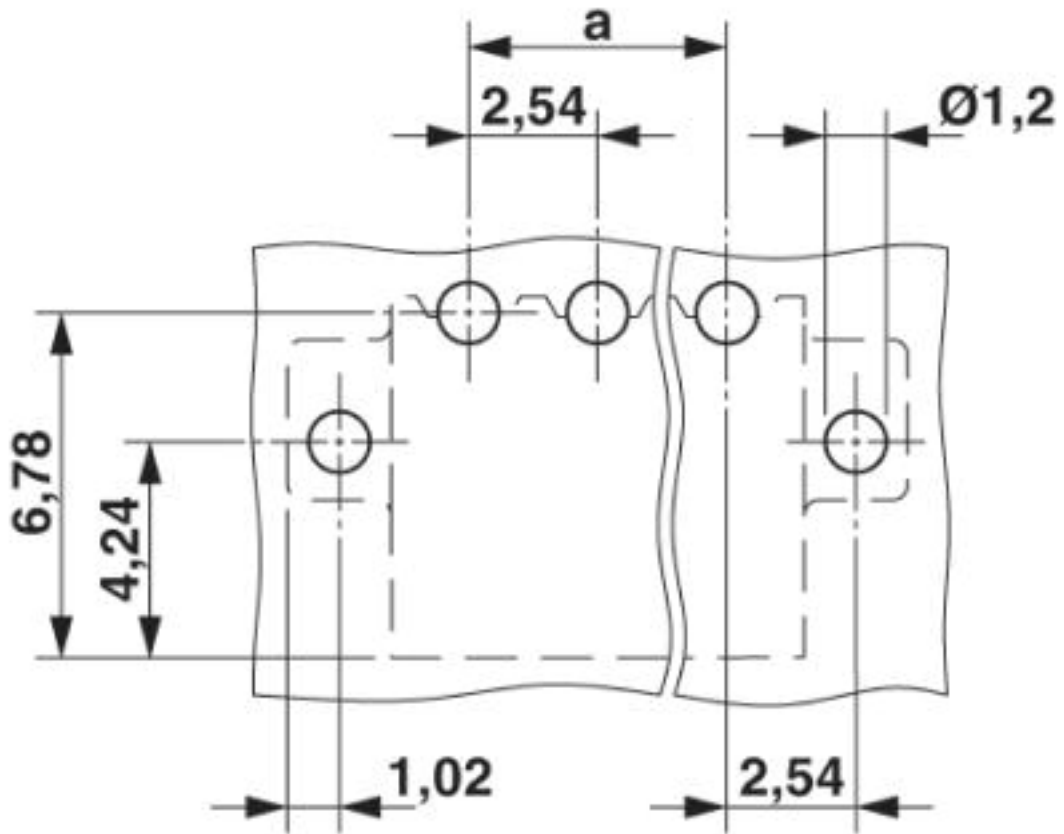
Environmental Product Compliance

China RoHS	Environmentally friendly use period: unlimited = EFUP-e
	No hazardous substances above threshold values

Drawings

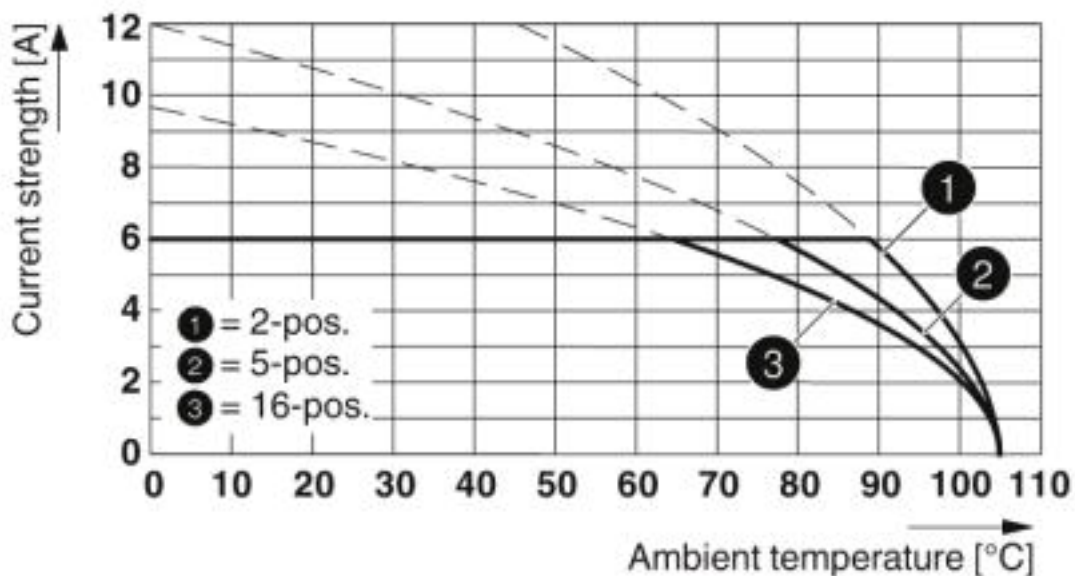
Printed-circuit board connector - MC 0,5/ 3-G-2,54
P20THRR24C2 - 1706205

Drilling diagram



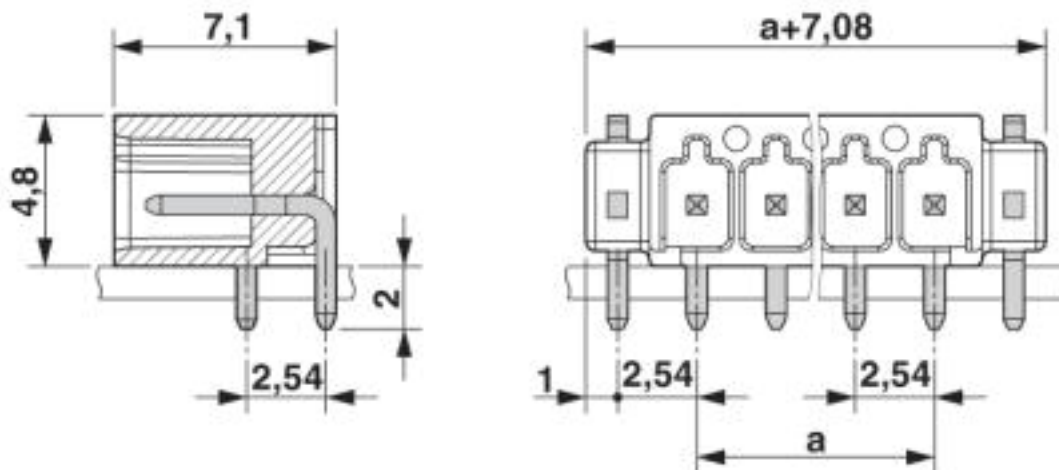
Printed-circuit board connector - MC 0,5/ 3-G-2,54 P20THRR24C2 - 1706205

Diagram



Type: MCC 0,5/...-ST-2,54 with MC 0,5/...-G-2,54 P20 THR R...

Dimensional drawing



Approvals

Approvals

Approvals


IECEE CB Scheme / VDE Gutachten mit Fertigungsüberwachung / EAC / cULus Recognized


Printed-circuit board connector - MC 0,5/ 3-G-2,54 P20THRR24C2 - 1706205


Approvals


Ex Approvals

Approval details

IECEE CB Scheme		http://www.iecee.org/	DE1-55663-B1
Nominal voltage UN		160 V	
Nominal current IN		6 A	

VDE Gutachten mit Fertigungsüberwachung		http://www2.vde.com/de/Institut/Online-Service/ VDE-gepruefteProdukte/Seiten/Online-Suche.aspx	40042258
Nominal voltage UN		160 V	
Nominal current IN		6 A	

EAC		B.01742
-----	---	---------

cULus Recognized		http://database.ul.com/cgi-bin/XYVV/template/LISEXT/1FRAME/index.htm	E60425-19920306
	B	C	
Nominal voltage UN	150 V	50 V	
Nominal current IN	6 A	6 A	

Phoenix Contact 2019 © - all rights reserved
<http://www.phoenixcontact.com>

PHOENIX CONTACT GmbH & Co. KG
Flachsmarktstr. 8
32825 Blomberg
Germany
Tel. +49 5235 300
Fax +49 5235 3 41200
<http://www.phoenixcontact.com>