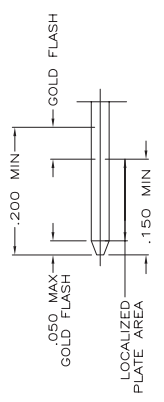
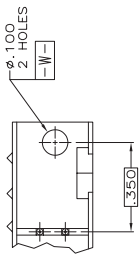
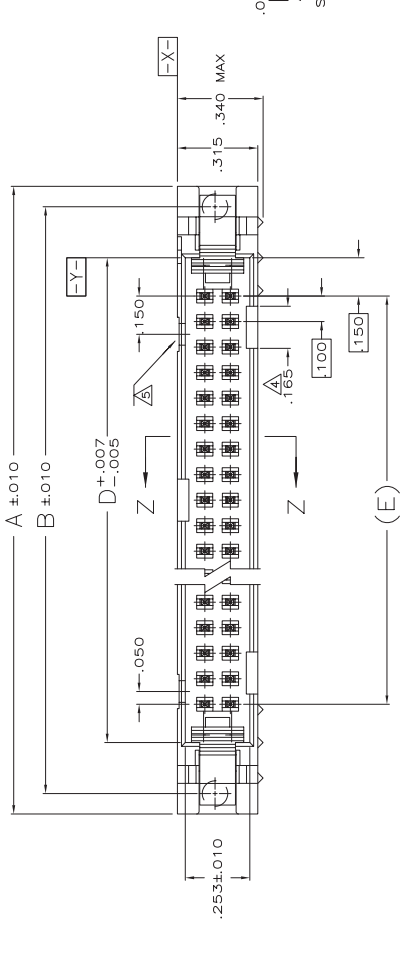
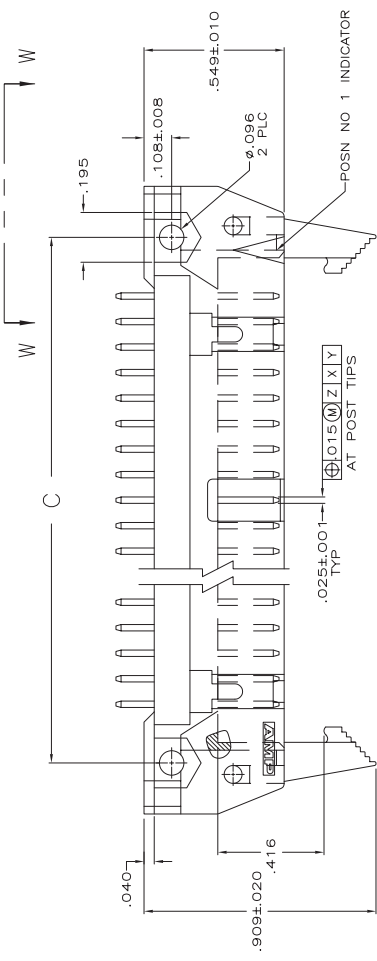
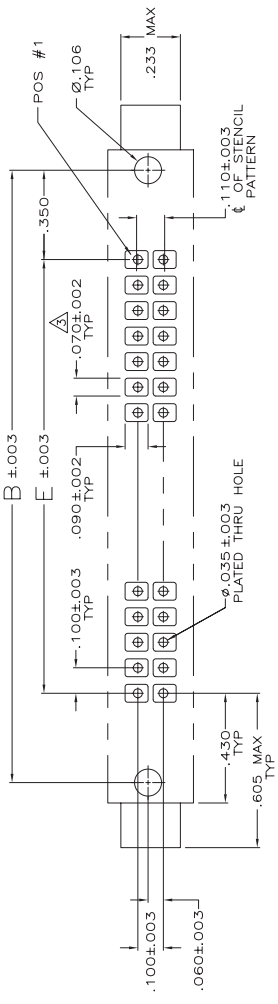


REV	DATE	BY	APP
1	2/24/68	GP	SLE
2			
3			
4			
5			
6			
7			
8			



DETAIL F
 SCALE 10:1

- △ MOLDED PARTS: FLAME RETARDANT PCT, UL94 V-0 RATED, COLOR RED.
- △ POSTS: BRASS OR PHOSPHOR BRONZE.
- △ POSTS: GOLD FLASH OVER PALLADIUM-NICKEL PLATE, .000030 MIN TOTAL ON THE LOCALIZED PLATE AREA, .000100 MIN TIN PLATE ON THE SOLDER-TAIL, .000050 MIN NICKEL UNDERPLATE ON THE ENTIRE POST.
- △ .000030 MIN GOLD PLATE ON THE LOCALIZED PLATE AREA, .000100 MIN TIN PLATE ON THE SOLDER-TAIL, .000050 MIN NICKEL UNDERPLATE ON THE ENTIRE POST.
- △ RECOMMENDED STENCIL THICKNESS EQUALS .010
- △ FOR 10 POS-HEADER ONLY, ONE SLOT LOCATED AS SHOWN.
- △ NO SNAP-IN POLARIZING FEATURE ON THIS END FOR 10 POS HEADERS.



RECOMMENDED
 P C BOARD MOUNTING DIMENSIONS

REV	DATE	BY	APP	DESCRIPTION
1	2/24/68	GP	SLE	REVISED PER ECN-90-00048
2				
3				
4				
5				
6				
7				
8				

THIS DRAWING IS A CONTROLLED DOCUMENT. **Typo Electronics Corporation**
 1000 W. WALMSLEY AVE., HARRISBURG, PA 17105-3008
 DIMENSIONS: UNLESS OTHERWISE SPECIFIED, ALL DIMENSIONS ARE IN INCHES.
 FINISHES: UNLESS OTHERWISE SPECIFIED, ALL DIMENSIONS ARE TO BE FINISHED TO THE FOLLOWING TOLERANCES:
 DECIMAL DIMENSIONS: .005, .010, .015, .020, .030, .040, .050, .060, .070, .080, .090, .100, .150, .200, .300, .400, .500, .600, .700, .800, .900, 1.000, 1.500, 2.000, 3.000, 4.000, 5.000, 6.000, 7.000, 8.000, 9.000, 10.000, 15.000, 20.000, 30.000, 40.000, 50.000, 60.000, 70.000, 80.000, 90.000, 100.000, 150.000, 200.000, 300.000, 400.000, 500.000, 600.000, 700.000, 800.000, 900.000, 1000.000
 FRACTIONS: 1/16, 1/8, 3/16, 1/4, 3/8, 1/2, 5/8, 3/4, 7/8, 1, 1 1/8, 1 1/4, 1 3/4, 1 7/8, 2, 2 1/4, 2 1/2, 2 3/4, 3, 3 1/4, 3 1/2, 3 3/4, 4, 4 1/4, 4 1/2, 4 3/4, 5, 5 1/4, 5 1/2, 5 3/4, 6, 6 1/4, 6 1/2, 6 3/4, 7, 7 1/4, 7 1/2, 7 3/4, 8, 8 1/4, 8 1/2, 8 3/4, 9, 9 1/4, 9 1/2, 9 3/4, 10
 ANGLES: UNLESS OTHERWISE SPECIFIED, ALL ANGLES ARE TO BE FINISHED TO THE FOLLOWING TOLERANCES:
 ANGLES: 1/2°, 1°, 1 1/2°, 2°, 3°, 4°, 5°, 6°, 8°, 10°, 15°, 20°, 30°, 45°, 60°, 90°, 120°, 150°, 180°
 HOLE DIMENSIONS: UNLESS OTHERWISE SPECIFIED, ALL HOLE DIMENSIONS ARE TO BE FINISHED TO THE FOLLOWING TOLERANCES:
 HOLE DIMENSIONS: .005, .010, .015, .020, .030, .040, .050, .060, .070, .080, .090, .100, .150, .200, .300, .400, .500, .600, .700, .800, .900, 1.000, 1.500, 2.000, 3.000, 4.000, 5.000, 6.000, 7.000, 8.000, 9.000, 10.000, 15.000, 20.000, 30.000, 40.000, 50.000, 60.000, 70.000, 80.000, 90.000, 100.000, 150.000, 200.000, 300.000, 400.000, 500.000, 600.000, 700.000, 800.000, 900.000, 1000.000
 TOLERANCES: UNLESS OTHERWISE SPECIFIED, ALL DIMENSIONS ARE TO BE FINISHED TO THE FOLLOWING TOLERANCES:
 TOLERANCES: .005, .010, .015, .020, .030, .040, .050, .060, .070, .080, .090, .100, .150, .200, .300, .400, .500, .600, .700, .800, .900, 1.000, 1.500, 2.000, 3.000, 4.000, 5.000, 6.000, 7.000, 8.000, 9.000, 10.000, 15.000, 20.000, 30.000, 40.000, 50.000, 60.000, 70.000, 80.000, 90.000, 100.000, 150.000, 200.000, 300.000, 400.000, 500.000, 600.000, 700.000, 800.000, 900.000, 1000.000
 MATERIAL: UNLESS OTHERWISE SPECIFIED, ALL MATERIALS ARE TO BE FINISHED TO THE FOLLOWING TOLERANCES:
 MATERIAL: .005, .010, .015, .020, .030, .040, .050, .060, .070, .080, .090, .100, .150, .200, .300, .400, .500, .600, .700, .800, .900, 1.000, 1.500, 2.000, 3.000, 4.000, 5.000, 6.000, 7.000, 8.000, 9.000, 10.000, 15.000, 20.000, 30.000, 40.000, 50.000, 60.000, 70.000, 80.000, 90.000, 100.000, 150.000, 200.000, 300.000, 400.000, 500.000, 600.000, 700.000, 800.000, 900.000, 1000.000
 CUSTOMER DRAWING: **10079** PART NUMBER: **5111375-0**