

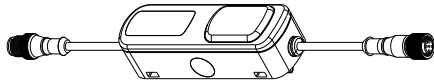
PTL110S Pick-to-Light



Datasheet

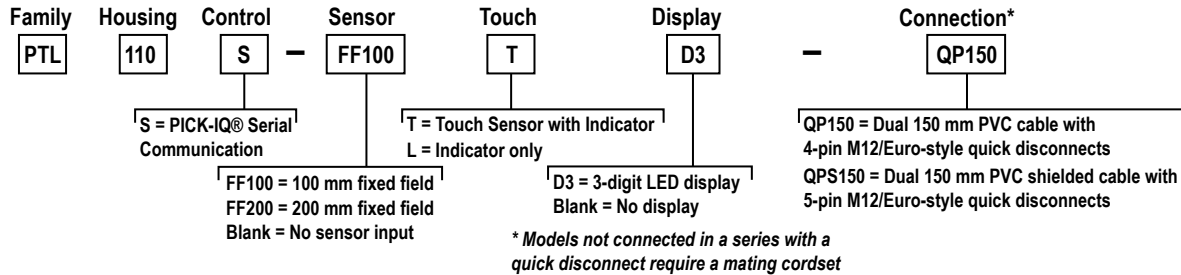
Networked Pick-to-Light Devices

This datasheet contains limited information on the PTL110S Pick-to-Light device. For complete information on configuration, performance, troubleshooting, dimensions, and accessories, please refer to the Pick-to-Light System Instruction Manual. Go to www.bannerengineering.com and search [206185](#) to view the Instruction Manual or [209995](#) to view the Device Register Map. Use of this document assumes familiarity with pertinent industry standards and practices.



- Customizable pick-to-light logic with up to 14 colors in one device
- Translucent face appears gray when off to avoid false indication
- M12/Euro-style connector models for plug and play indication
- Wide 180° field of view
- 3-digit, 7-segment LED display
- Photoelectric and touch sensing options
- RS-485 Modbus communication featuring PICK-IQ® technology for faster response speed

Models



PTL110S Wiring

Wiring for the QP Models				
4-pin M12/Euro-style Male	4-pin M12/Euro-style Female	Pin	Wire Color	Connection
		1	brown	10 V dc to 30 V dc
		3	blue	dc common
		4	black	RS-485 (-)
		2	white	RS-485 (+)

Wiring for the QPS Models				
5-pin M12/Euro-style Male	5-pin M12/Euro-style Female	Pin	Wire Color	Connection
		1	brown	10 V dc to 30 V dc
		3	blue	dc common
		4	black	RS-485 (-)
		2	white	RS-485 (+)
		5	gray	Shield

FCC Part 15 and CAN ICES-3 (B)/NMB-3(B)

This device complies with part 15 of the FCC Rules and CAN ICES-3 (B)/NMB-3(B). Operation is subject to the following two conditions:

1. This device may not cause harmful interference, and
2. This device must accept any interference received, including interference that may cause undesired operation.

This equipment has been tested and found to comply with the limits for a Class B digital device, pursuant to part 15 of the FCC Rules and CAN ICES-3 (B)/NMB-3(B). These limits are designed to provide reasonable protection against harmful interference in a residential installation. This equipment generates, uses and can radiate radio frequency energy and, if not installed and used in accordance with the instructions, may cause harmful interference to radio communications. However, there is no guarantee that interference will not occur in a particular installation. If this equipment does cause harmful interference to radio or television reception, which can be determined by turning the equipment off and on, the user is encouraged to try to correct the interference by one or more of the following measures:

- Reorient or relocate the receiving antenna.
- Increase the separation between the equipment and receiver.
- Connect the equipment into an outlet on a circuit different from that to which the receiver is connected.
- Consult the manufacturer.



Specifications

Supply and Voltage Current

10 V dc to 30 V dc, UL Listed class 2 power supply
1.65 Watts max. power draw

Maximum Current

155 mA at 10 V dc
60 mA at 24 V dc
55 mA at 30 V dc
Current measurements assume indicator is on at high intensity, display is on, and sensor module is active. Typical device current will be dependent on its configuration. See the Instruction Manual for more information.

Construction

Housing: ABS
Indicator: Polycarbonate
Lens: Acrylic

Connections

Integral PVC cable with quick disconnect, length varies depending on model

Environmental Rating

IEC IP54

Certifications



Operating Conditions

-40 °C to +50 °C (-40 °F to +122 °F)
90% at +50 °C maximum relative humidity (non-condensing)

Required Overcurrent Protection

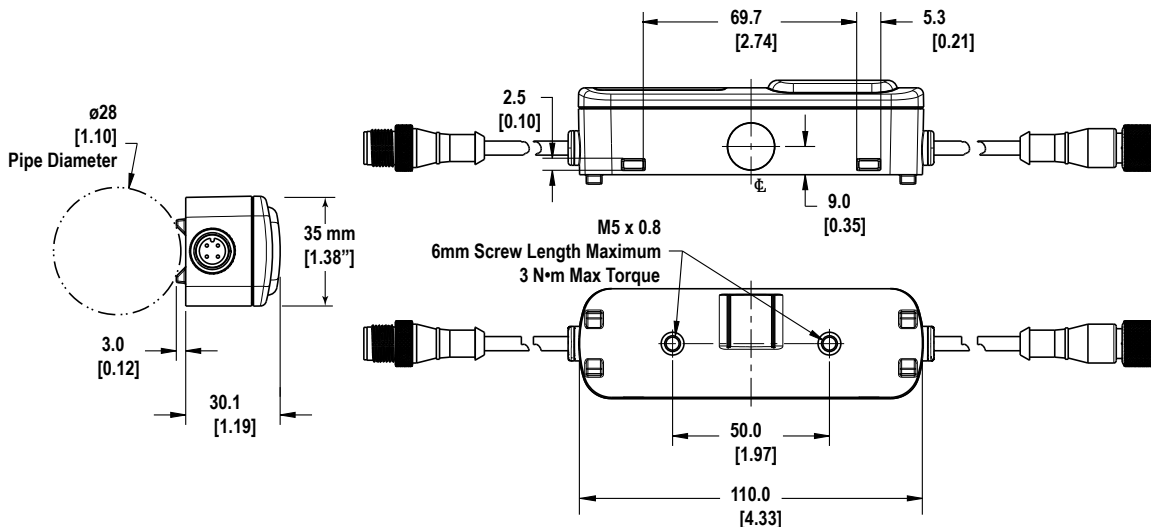


WARNING: Electrical connections must be made by qualified personnel in accordance with local and national electrical codes and regulations.

Overcurrent protection is required to be provided by end product application per the supplied table.
Overcurrent protection may be provided with external fusing or via Current Limiting, Class 2 Power Supply.
Supply wiring leads < 24 AWG shall not be spliced.
For additional product support, go to www.bannerengineering.com.

Supply Wiring (AWG)	Required Overcurrent Protection (Amps)
20	5.0
22	3.0
24	2.0
26	1.0
28	0.8
30	0.5

Dimensions



Banner Engineering Corp. Limited Warranty

Banner Engineering Corp. warrants its products to be free from defects in material and workmanship for one year following the date of shipment. Banner Engineering Corp. will repair or replace, free of charge, any product of its manufacture which, at the time it is returned to the factory, is found to have been defective during the warranty period. This warranty does not cover damage or liability for misuse, abuse, or the improper application or installation of the Banner product.

THIS LIMITED WARRANTY IS EXCLUSIVE AND IN LIEU OF ALL OTHER WARRANTIES WHETHER EXPRESS OR IMPLIED (INCLUDING, WITHOUT LIMITATION, ANY WARRANTY OF MERCHANTABILITY OR FITNESS FOR A PARTICULAR PURPOSE), AND WHETHER ARISING UNDER COURSE OF PERFORMANCE, COURSE OF DEALING OR TRADE USAGE.

This Warranty is exclusive and limited to repair or, at the discretion of Banner Engineering Corp., replacement. **IN NO EVENT SHALL BANNER ENGINEERING CORP. BE LIABLE TO BUYER OR ANY OTHER PERSON OR ENTITY FOR ANY EXTRA COSTS, EXPENSES, LOSSES, LOSS OF PROFITS, OR ANY INCIDENTAL, CONSEQUENTIAL OR SPECIAL DAMAGES RESULTING FROM ANY PRODUCT DEFECT OR FROM THE USE OR INABILITY TO USE THE PRODUCT, WHETHER ARISING IN CONTRACT OR WARRANTY, STATUTE, TORT, STRICT LIABILITY, NEGLIGENCE, OR OTHERWISE.**

Banner Engineering Corp. reserves the right to change, modify or improve the design of the product without assuming any obligations or liabilities relating to any product previously manufactured by Banner Engineering Corp. Any misuse, abuse, or improper application or installation of this product or use of the product for personal protection applications when the product is identified as not intended for such purposes will void the product warranty. Any modifications to this product without prior express approval by Banner Engineering Corp will void the product warranties. All specifications published in this document are subject to change; Banner reserves the right to modify product specifications or update documentation at any time. Specifications and product information in English supersede that which is provided in any other language. For the most recent version of any documentation, refer to: www.bannerengineering.com.

For patent information, see www.bannerengineering.com/patents.