

PCB terminal block - MKDS 5N HV/10-ZB-6,35 - 1777626

Please be informed that the data shown in this PDF Document is generated from our Online Catalog. Please find the complete data in the user's documentation. Our General Terms of Use for Downloads are valid (<http://phoenixcontact.com/download>)



PCB terminal block, Nominal current: 41 A, Nom. voltage: 1000 V, Pitch: 6.35 mm, Number of positions: 10, Connection method: Screw connection, Mounting: Soldering, Conductor/PCB connection direction: 0 °, Color: green

The illustration shows the 5-pos. version

Product Features

- ✓ Versions with anti-rotation pins (MKDSV, recommended for 2-pos. connections)
- ✓ MKDS 5N HV high-voltage PCB terminal blocks with increased air and creepage distances
- ✓ Unlimited 600 V UL approval thanks to compact zigzag pinning (MKDS 5N HV/...ZB-6,35 and MKDS 5 HV/...-9,52-Z)



Key commercial data

Packing unit	1 pc
Minimum order quantity	50 pc
Weight per Piece (excluding packing)	32.8 GRM
Custom tariff number	85369010
Country of origin	Poland

Technical data

Dimensions

Length	15.85 mm
Height	32 mm
Pitch	6.35 mm
Dimension a	57.15 mm
Pin dimensions	0,9 x 0,9 mm
Pin spacing	9 mm
Hole diameter	1.3 mm

General

Range of articles	MKDS 5 N HV
-------------------	-------------

PCB terminal block - MKDS 5N HV/10-ZB-6,35 - 1777626

Technical data

General

Insulating material group	I
Rated surge voltage (III/3)	8 kV
Rated surge voltage (III/2)	8 kV
Rated surge voltage (II/2)	8 kV
Rated voltage (III/3)	800 V
Rated voltage (III/2)	1000 V
Rated voltage (II/2)	1000 V
Connection in acc. with standard	EN-VDE
Nominal current I_N	41 A
Nominal cross section	4 mm ²
Maximum load current	41 A
Insulating material	PA
Solder pin surface	Sn
Inflammability class according to UL 94	V0
Stripping length	8 mm
Number of positions	10
Screw thread	M3
Tightening torque, min	0.5 Nm
Tightening torque max	0.6 Nm

Connection data

Conductor cross section solid min.	0.2 mm ²
Conductor cross section solid max.	6 mm ²
Conductor cross section stranded min.	0.2 mm ²
Conductor cross section stranded max.	4 mm ²
Conductor cross section stranded, with ferrule without plastic sleeve min.	0.2 mm ²
Conductor cross section stranded, with ferrule without plastic sleeve max.	4 mm ²
Conductor cross section stranded, with ferrule with plastic sleeve min.	0.25 mm ²
Conductor cross section stranded, with ferrule with plastic sleeve max.	4 mm ²
Conductor cross section AWG/kcmil min.	24
Conductor cross section AWG/kcmil max	10
2 conductors with same cross section, solid min.	0.2 mm ²
2 conductors with same cross section, solid max.	1.5 mm ²
2 conductors with same cross section, stranded min.	0.2 mm ²
2 conductors with same cross section, stranded max.	1.5 mm ²
2 conductors with same cross section, stranded, ferrules without plastic sleeve, min.	0.25 mm ²

PCB terminal block - MKDS 5N HV/10-ZB-6,35 - 1777626

Technical data

Connection data

2 conductors with same cross section, stranded, ferrules without plastic sleeve, max.	0.75 mm ²
2 conductors with same cross section, stranded, TWIN ferrules with plastic sleeve, min.	0.5 mm ²
2 conductors with same cross section, stranded, TWIN ferrules with plastic sleeve, max.	2.5 mm ²
Minimum AWG according to UL/CUL	30
Maximum AWG according to UL/CUL	10

Classifications

eCl@ss

eCl@ss 4.0	27141109
eCl@ss 4.1	27141109
eCl@ss 5.0	27141190
eCl@ss 5.1	27141190
eCl@ss 6.0	27261101
eCl@ss 7.0	27440401
eCl@ss 8.0	27440401

ETIM

ETIM 3.0	EC001121
ETIM 4.0	EC002643
ETIM 5.0	EC002643

UNSPSC

UNSPSC 6.01	30211801
UNSPSC 7.0901	39121432
UNSPSC 11	39121432
UNSPSC 12.01	39121432
UNSPSC 13.2	39121432

Approvals

Approvals

Approvals

UL Recognized / cUL Recognized / GOST / SEV / CCA / GOST / cULus Recognized

PCB terminal block - MKDS 5N HV/10-ZB-6,35 - 1777626

Approvals

Ex Approvals

Approvals submitted

Approval details

UL Recognized		
	B	C
mm ² /AWG/kcmil	30-10	30-10
Nominal current I _N	30 A	30 A
Nominal voltage U _N	600 V	600 V

cUL Recognized		
	B	C
mm ² /AWG/kcmil	30-10	30-10
Nominal current I _N	30 A	30 A
Nominal voltage U _N	600 V	600 V

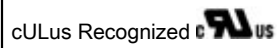
GOST		
------	--	--

SEV	
mm ² /AWG/kcmil	4
Nominal voltage U _N	1000 V

CCA	
mm ² /AWG/kcmil	4
Nominal voltage U _N	1000 V

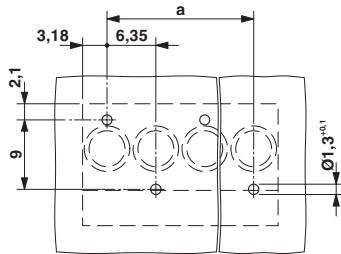
PCB terminal block - MKDS 5N HV/10-ZB-6,35 - 1777626

Approvals

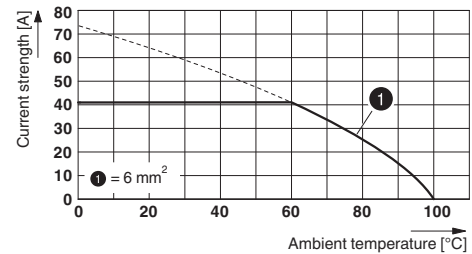


Drawings

Drilling diagram



Diagram



Dimensioned drawing

