

Benötigte Hilfsmittel:

Klammwerkzeug 1A
Stanley Messer, Schere

Gerade Verbinder für flexible Kabel

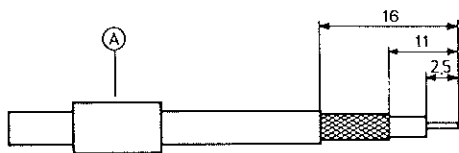
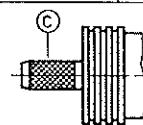
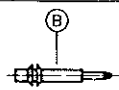
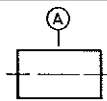
Kabeleinführung: SUHNER Voll-Klemmung

Verbinder Typen: (z.B.)

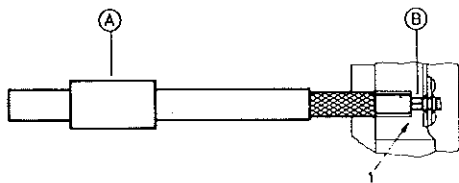
11 QLA-01-2-8c
11 QLA-01-2-9c

Dieser Verbinder wird in 3 losen Teilen geliefert.

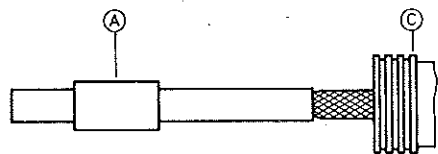
Geeignete Kabel:	RG 188 A/U G 02232 K 02252d	RG 316/U	
Innenleiter: fest	Aus sparung 1		
Aussenleiter:	Aus sparung A		
Klammwerkzeug:	1A rot		



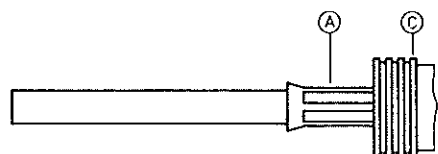
Hülse A über Kabel schieben, Kabel gemäss Skizze abisolieren, Abschirmung nicht beschädigen.



Kabelinnenleiter in B einführen und mit Einsatz 1 klemmen.



Abschirmung leicht aufspreizen. Vorbereitetes Kabel in Gehäuse C bis zum Anschlag einführen. Abschirmung muss über Klemmhals liegen.



Hülse A über die Abschirmung schieben und möglichst nahe am Gehäuse C klemmen.

SUHNER verfügt über gut ausgebildete Fachkräfte und rationelle Einrichtungen zur Herstellung kompletter HF-Verbindungsleitungen. Wir montieren Ihre Verbinder zu wirtschaftlichen Preisen! Wenden Sie sich an unsere Vertreter.



HUBER+SUHNER AG

CH-9100 HERISAU

for English text see overleaf

Tools and materials required:

Crimp tool 1A
Stanley blade, scissors

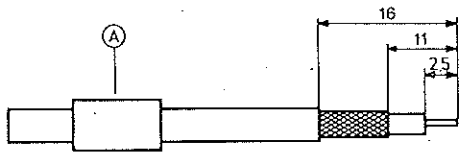
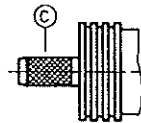
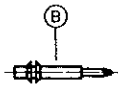
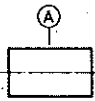
Straight connector for flexible cable

Cable entry: SUHNER Full-Crimp

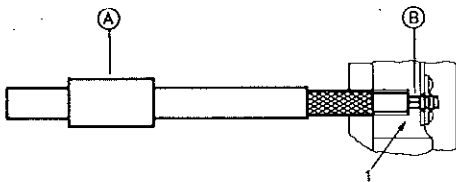
Connector types: (e.g.)

11 QLA-01-2-8c
11 QLA-01-2-9c

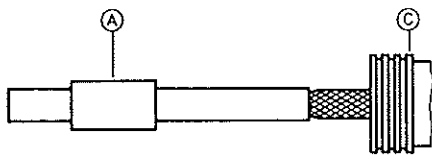
This connector is supplied in 3 parts	Suitable cables e.g.:	RG 188 A/U G 02232 K 02252d	RG 316/U
	Centre contact/capt.:	cavity 1	
	Braid:	cavity A	
	Crimp tool:	1A red	



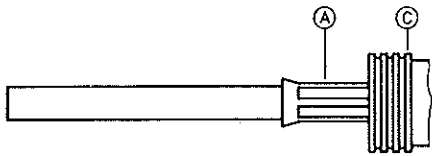
Slide ferrule A onto cable, strip cable according to diagram. Do not damage braid.




Insert inner conductor of cable into B and crimp with insert 1.



Splay out braid. Insert centre contact B into connector body C as far as stop. Ensure that braid lies above the crimp neck.



Slide ferrule A over braid and crimp as close to connector body C as possible.



SUHNER's skilled staff and specialised equipment are available to carry out complete R. F. lead-assembly on your behalf. We mount your connectors on cables at economic prices! Please contact our representative for further details of this service.

