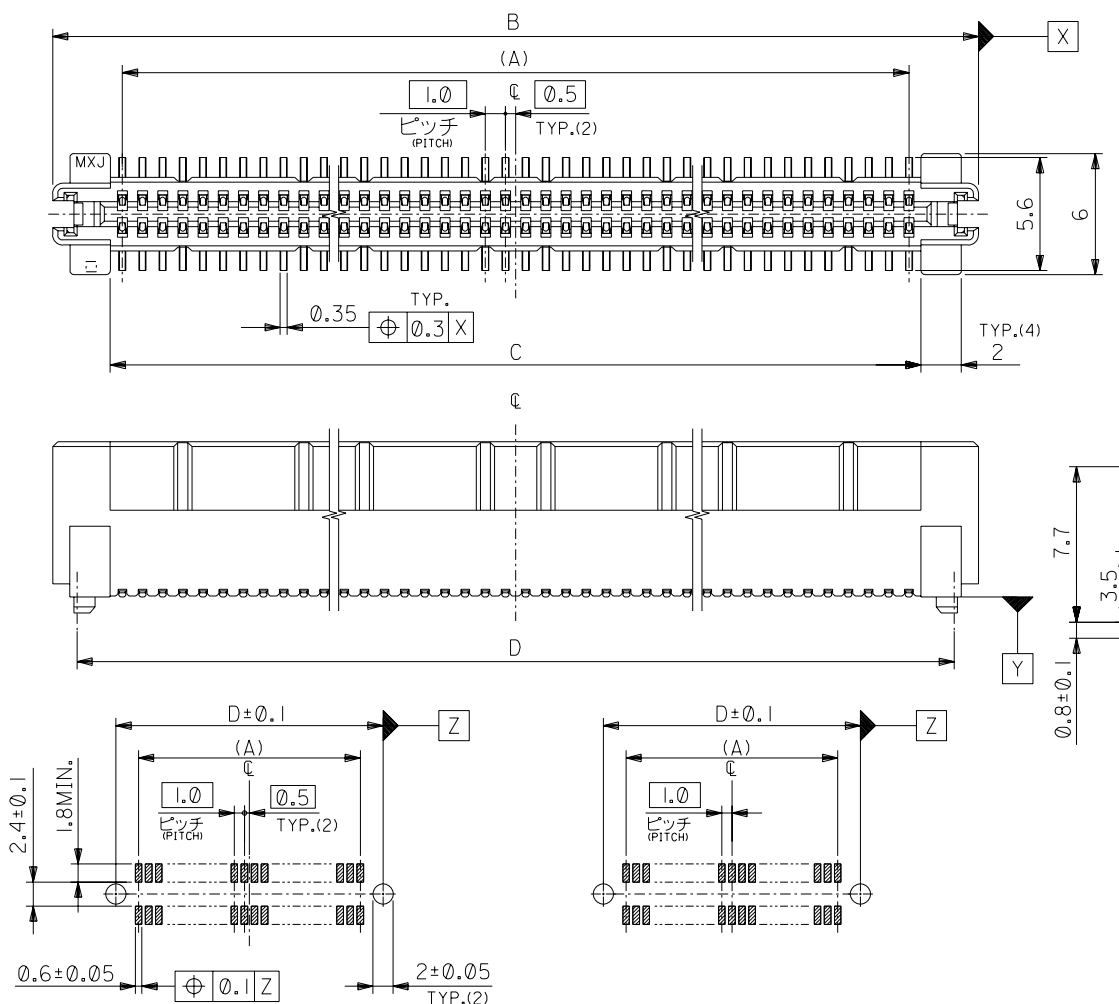
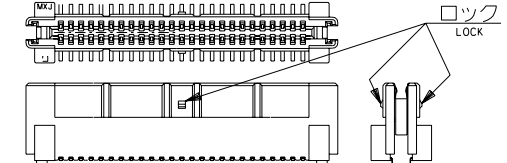


DWG. NO. SD-52602-001



- 注) NOTES
- 材質 MATERIAL  
ハウジング: ガラス入りLCP、白色、UL94V-0  
HOUSING: G.F.LCP, WHITE, UL94V-0  
ターミナル: 燐青銅 (t=0.2)  
TERMINAL: PHOSPHOR BRONZE
  - メッキ仕様 PLATING  
接点部: 金メッキ 0.25 μm以上  
CONTACT AREA: GOLD 0.25 μm MIN.  
半田付け部: 錫メッキ 1.0 μm以上  
SOLDER TAIL AREA: TIN 1.0 μm MIN.  
下地メッキ: ニッケルメッキ 2.0 μm以上  
UNDER-PLATING: NICKEL 2.0 μm MIN.
  - 推奨基板厚 RECOMMENDED PCB THICKNESS  
1.0±0.1mm MIN.
  - テールのバラツキ寸法 TAIL COPLANARITY  
テールは、Y面を基準とし、上へ0.02下へ0.15の範囲にのみ、且つテール平坦度は0.15とする。  
TAILS TO BE WITHIN 0.02 UPWARD AND 0.15 DOWNWARD FROM Y-DATUM PLANE, AND TAIL COPLANARITY TO BE 0.15.
  - ロックは、24、50極に設置する。  
LOCK TO BE ADDED TO 24 AND 50 CKTS.



- 梱包 PACKAGING  
本製品はスティック梱包とし梱包後の MATERIAL NO. は 52602-\*\*\*79とする。  
THIS PRODUCT IS TO BE PACKED IN TUBE. MATERIAL NO. 52602-\*\*\*79
- 同一基板内に複数個 (2ヶ以上) の使用は避けてください。  
MXJ DOSE NOT RECOMMEND THE USAGE OF TWO OR MORE OF THESE CONNECTORS BETWEEN A SINGLE PAIR OF P.C.B.OARD.
- 本製品は、52602-\*\*\*0の鉛フリー品である。  
THIS PRODUCT IS LEAD FREE OF 52602-\*\*\*0.

73.5	70.2	75.9	69	52602-1470	140
63.5	60.2	65.9	59	52602-1270	120
33.5	30.2	35.9	29	52602-0670	60
28.5	25.2	30.9	24	52602-0570	50
15.5	12.2	17.9	11	52602-2470	24
D	C	B	(A)	MATERIAL NO.	極数 NO. OF CIRCUITS

推奨基板寸法 (24, 60, 120, 140極)  
RECOMMENDED PCB PATTERN LAYOUT (24, 60, 120, 140 CKTS.)

推奨基板寸法 (50極)  
RECOMMENDED PCB PATTERN LAYOUT (50 CKTS.)

DO NOT SCALE DRAWING

EC NO. DRAWN: CHK: APPR:	EC NO. DRAWN: CHK: APPR:	EC NO. DRAWN: CHK: APPR:	EC NO. DRAWN: CHK: APPR:	EC NO. DRAWN: CHK: APPR:	RELEASED '04/03/10 EC NO. J2004-2974 DRWN: Y.SAKIYAMA CHK: M.SASAO APPR: M.SASAO	MATERIAL 材料 SEE NOTES	GENERAL TOLERANCES: (UNLESS SPECIFIED) 一般公差 10 UNDER 未満 ±0.2 10 OVER 30 UNDER 未満 ±0.25 30 OVER 以上 ±0.3	SCALE 1:1 DESIGN UNITS ㎜mm INCH	52602-***70 MODEL NO.	DIMENSIONS: ㎜mm INCH ㎜mm ONLY	SHT 1 REV
					FINISH 仕上げ SEE NOTES	ANGLE 角度 ±3°	DRAWN BY & DATE Y. Sakayama '04/03/10	THIRD ANGLE PROJECTION	TITLE: 1.0 B/B S/T REC. HS'G ASS'Y -LEAD FREE-		
					WIRE RANGE 適用電線範囲 //		CHECKED BY & DATE H. Saito '04/03/10		MOLEX MOLEX INCORPORATED		
					INS. RANGE 被覆外径 //		APPROVED BY & DATE H. Saito '04/03/10		MATERIAL NO. SEE CHART	DRAWING NO. SD-52602-001	SHEET NO. 1 OF 1
					REV 0		CAD FILENAME SD-52602-001.S01		THIS DRAWING CONTAINS INFORMATION THAT IS PROPRIETARY TO MOLEX INCORPORATED AND SHOULD NOT BE USED WITHOUT WRITTEN PERMISSION.		SIZE B

SD-52602-001.S01

7

6

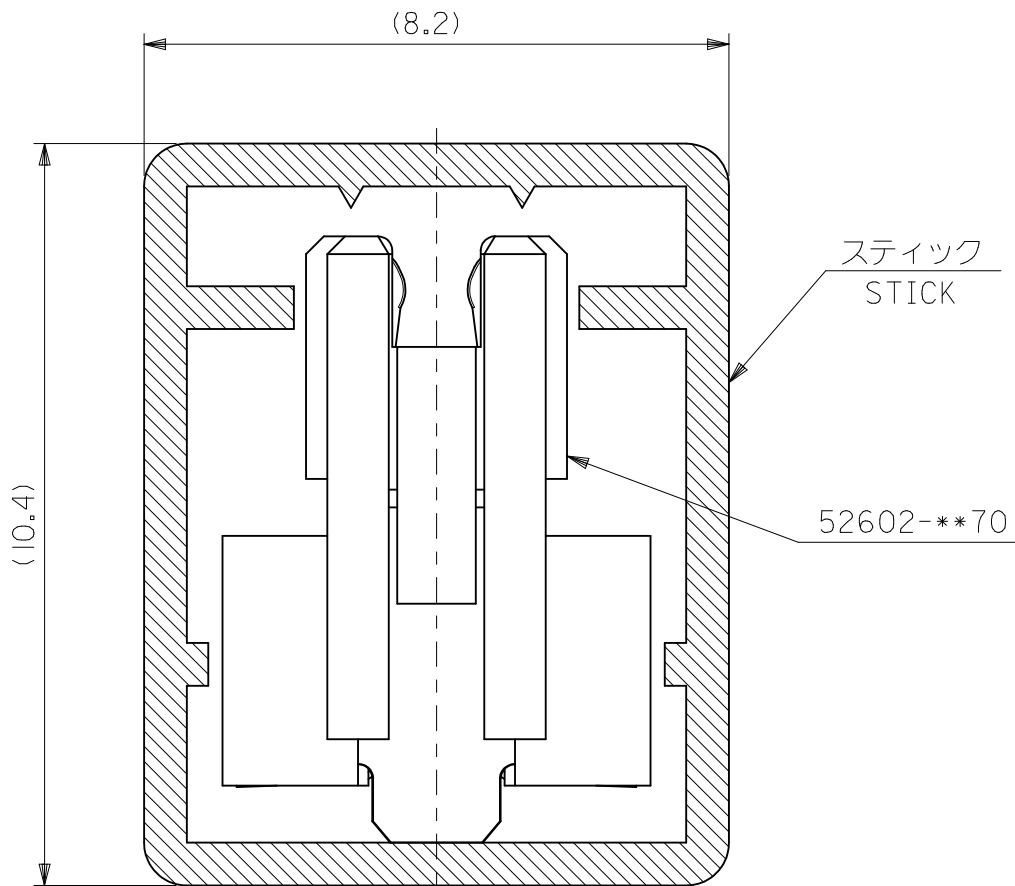
5

4

3

2

1



注記  
NOTES

1. スティック両端はキャップ止め。  
BOTH ENDS WITH CAPS.
2. 全 長: 600±2  
TOTAL LENGTH
3. 肉 厚: 0.6±0.2  
THICKNESS
4. 本製品は、52602-\*\*\*9 の鉛フリー品である。  
THIS PRODUCT IS LEAD FREE OF 52602-\*\*\*9.

8	52602-1279	120
15	52602-0679	60
18	52602-0579	50
31	52602-2479	24

52602-**79	MODEL NO.	梱包数 QUANTITY	MATERIAL NO.	極数 NO. OF CIRCUITS
------------	-----------	-----------------	--------------	-----------------------

REVISED EC NO: J2011-1534 DRWN:TKAKIMOTO 2012/04/20 CHKD:THARUYAMA 2012/04/23 APPR:HIRATA 2012/06/07	GENERAL TOLERANCES (UNLESS SPECIFIED)	
	10 UNDER	±---
	10 OVER 30 UNDER	±---
	30 OVER	±---
DESCRIPTION	ANGULAR ±--- °	
REV	DRAFT WHERE APPLICABLE MUST REMAIN WITHIN DIMENSIONS	

DIMENSION STYLE MM ONLY	SCALE 10:1	DESIGN UNITS METRIC	THIRD ANGLE PROJECTION
DRAWN BY YSAKIYAMA	DATE 2004/03/10	TITLE STICK PACKAGE FOR 52602-**70 -LEAD FREE-	
CHECKED BY MSASAO	DATE 2004/03/10	<b>molex</b>	
APPROVED BY	DATE		
MATERIAL NO.	DOCUMENT NO. SD-52602-002	SHEET NO. 1 OF 1	
SIZE A4	THIS DRAWING CONTAINS INFORMATION THAT IS PROPRIETARY TO MOLEX INCORPORATED AND SHOULD NOT BE USED WITHOUT WRITTEN PERMISSION		

材料  
MATERIAL  
スティック : ポリ塩化ビニル  
STICK : P.V.C

6

5

4

3

2