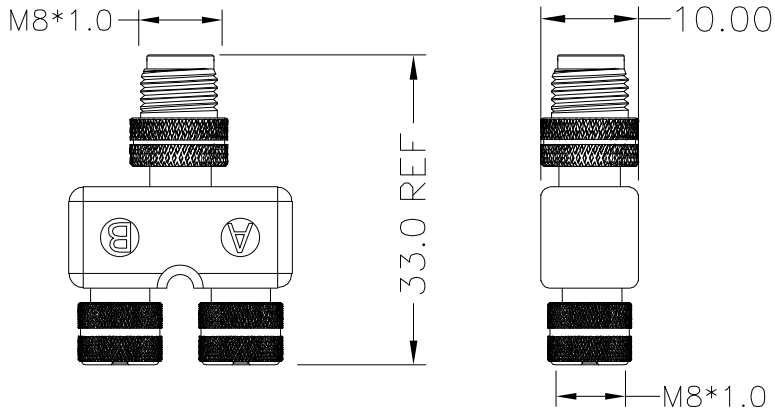


MALE



(2X) FEMALE

NOTE:

MATERIAL

M12 INSULATOR
SPLITTER HOUSING
CONTACT
NUT

PA66, UL94V-0, BLACK
PVC & HD PE, UL94V-0, BLACK
GOLD FLASH PLATED BRASS
NICKEL PLATED BRASS

ELECTRICAL

RATED CURRENT
VOLTAGE
INSULATOR RESISTANCE
CONTACT RESISTANCE
MATING CYCLES

1.5A(5P) / 3A(3/4P)
30V(5P) / 60V(3/4P)
100 MOhms MIN.
10 mOhms MAX.
100 CYCLES MIN

ENVIRONMENT

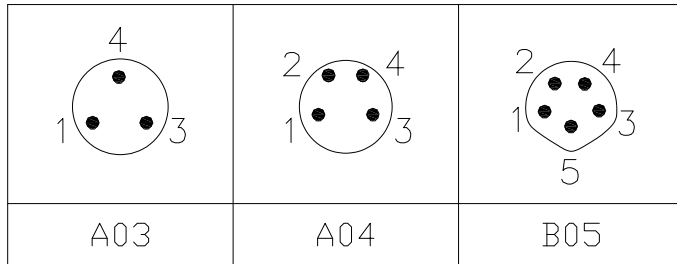
OPERATION TEMPERATURE
IP RATING

-40°C TO +85°C
IP67 (UNCOUPLED & COUPLED)

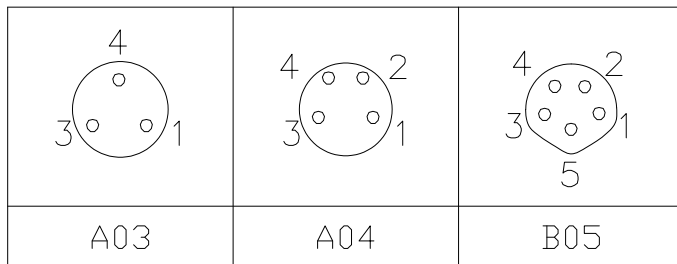
RECOMMENDED TORQUE

0.4Nm TO 0.8Nm

MALE



FEMALE



Y54-YYY-MFFR001

SERIES

Y54 = M8 Y-SPLIT ADAPTER

CONTACT ARRANGEMENT

A03 = (3X) 3P A-CODE

A04 = (3X) 4P A-CODE

B05 = (3X) 5P B-CODE

GENDER

MFF = MALE / FEMALE / FEMALE

CONTACT PLATING

1 = GOLD FLASH

RoHS COMPLIANT



THESE DRAWINGS AND SPECIFICATIONS ARE THE PROPERTY OF NorComp AND SHALL NOT BE REPRODUCED, COPIED OR USED AS THE BASIS FOR THE MANUFACTURE OR SALE OF APPARATUS WITHOUT WRITTEN PERMISSION.

DRAWN:

J. KADEL

DATE:

12/20/2021

TOLERANCES
.x ±0.5
.xx ±0.2
ANGULAR ±1°

UNITS = mm

DO NOT SCALE FROM DRAWING

NorComp

SCALE:
NTS

SHEET OF
1 1

REV
2

DWG NO.

Y54-YYY-MFFR001