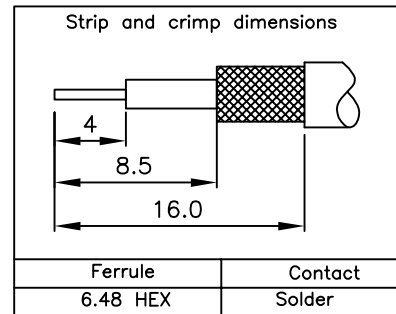
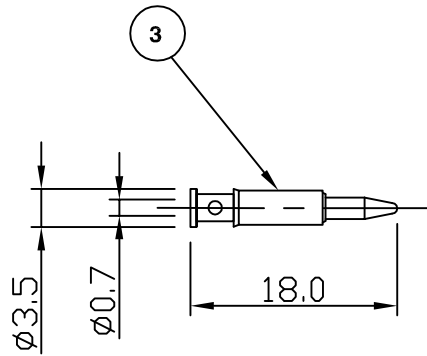
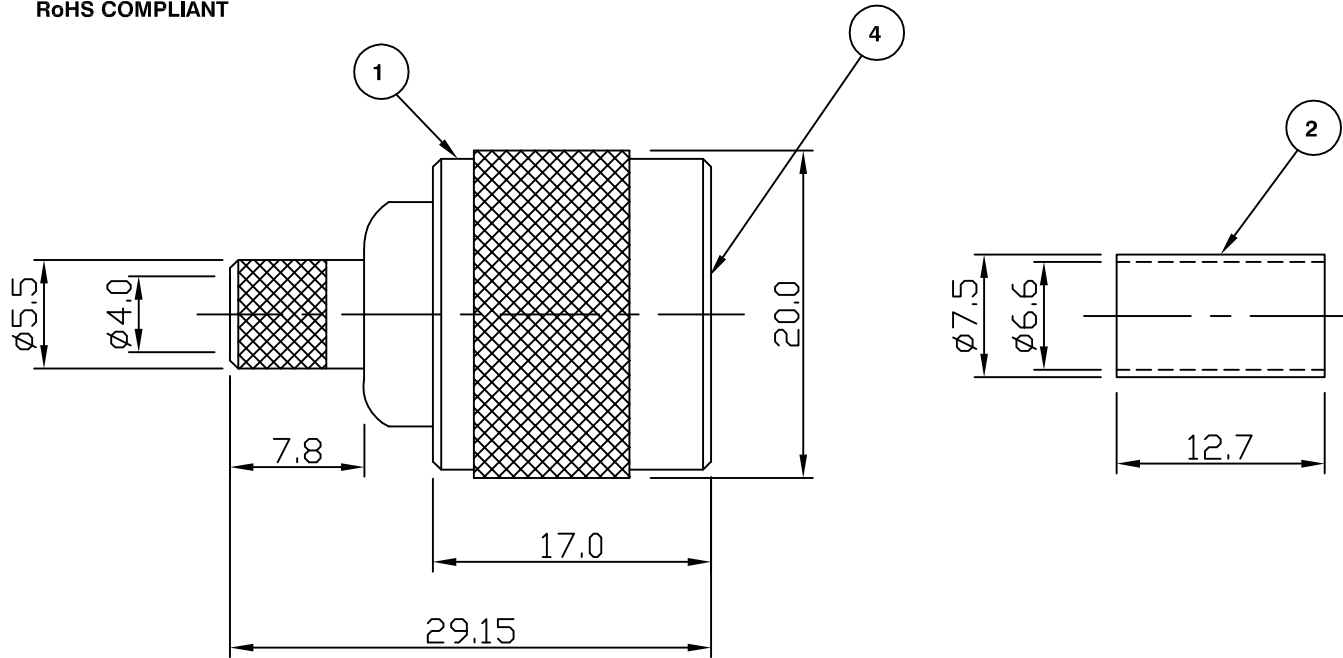


RoHS COMPLIANT



Electrical Characteristics

Nominal Impedance:	50 ohms
Frequency Range:	DC to 1 GHz
VSWR:	1.3:1 maximum
Insertion Loss:	0.3 dB at 4 GHz
Operating Voltage (rms):	1000 V maximum at sea level
Dielectric Withstand Voltage (rms):	2500 V maximum at sea level
Contact Resistance:	1.0 milliohm maximum
Insulation Resistance:	5000 megohms minimum

Mechanical Characteristics

Mating Cycles:	500 cycles minimum
Interface Dimensions:	Conform to MIL-C-39012

Environmental Characteristics

Temperature Range:	-65 °C to +165 °C
--------------------	-------------------

PART	DESCRIPTION
1	Body Brass, nickel plated 2.54 μm
2	Ferrule Brass, nickel plated 2.54 μm
3	Pin Brass, gold plated 0.076 μm - 0.127 μm
4	Insulator PTFE

Added dimensions to drawing	JT	2	03 Mar 10
First Issue	SN	1	15 Aug 01
DESCRIPTION OF REVISION	APPVD	ISS	DATE

For stripping and assembly instructions see Drawing Number: VAIN1101



Cinch Connectivity Solutions
7-13 Russel Way,
Widford Industrial Estate,
Chelmsford, Essex,
CM1 3AA, UK.
Tel: +44 (0) 1245 359515
Fax: +44 (0) 1245 358938

SCALE: Not To Scale

DIMENSIONS: mm

TOLERANCES:
± 0.2mm unless
otherwise stated

DRAWN BY:	S Nash
CHECKED BY:	P Couzens
APPROVED BY:	P Couzens
DATE:	15 Aug 01

TITLE:
N Crimp Plug for RG59

PART NUMBER:
VN10-2031

PAGE: 1 of 1