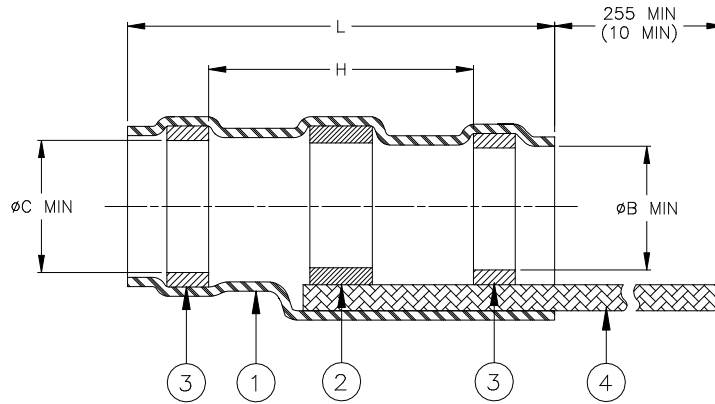


CUSTOMER DRAWING



Product Name	Product Dimensions					Cable Dimensions		
	Ident. Code	L±1.75 (L±0.07)	Ø B min.	Ø C min.	H min.	Ø E max.	Ø F min.	Ø D max.
S03-06-R-100HN	S0306R	16.5 (0.650)	1.90 (0.075)	2.67 (0.105)	8.20 (0.323)	2.67 (0.105)	0.90 (0.035)	1.90 (0.075)
S03-07-R-100HN	S0307R	16.5 (0.650)	2.67 (0.105)	3.68 (0.145)	8.20 (0.323)	3.68 (0.145)	1.40 (0.055)	2.67 (0.105)
S03-08-R-100HN	S0308R	16.5 (0.650)	4.32 (0.170)	5.08 (0.200)	8.20 (0.323)	5.08 (0.195)	2.15 (0.085)	4.32 (0.170)
S03-09-R-100HN	S0309R	19.1 (0.750)	5.97 (0.235)	6.48 (0.255)	8.20 (0.323)	6.48 (0.255)	3.30 (0.130)	5.97 (0.235)
S03-10-R-100HN	S0310R	19.1 (0.750)	6.98 (0.275)	7.62 (0.300)	8.20 (0.323)	7.62 (0.300)	4.30 (0.170)	6.98 (0.275)

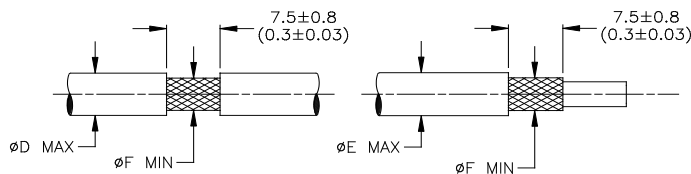
MATERIALS


- INSULATION SLEEVE: Heat-shrinkable, transparent blue, radiation cross-linked modified polyvinylidene fluoride.
- SOLDER PREFORM WITH FLUX AND THERMAL INDICATOR:
 SOLDER: TYPE Sn63 per ANSI-J-STD-006.
 FLUX: TYPE ROL1 per ANSI-J-STD-004.
 THERMAL INDICATOR: Color change violet to colorless.
- MELTABLE RINGS: Stabilized thermoplastic. Color: blue.
- PRE-INSTALLED BRAID: Nickel plated copper strands per ASTM B355 Class 7. CMA 640.

APPLICATION

- These parts are designed to provide an environment protected shield termination on cables, rated for 125°C minimum, meeting the dimensional criteria listed and having tin or silver plated shields and insulation compatible with the insert material. For compatible insulations, see MIL-S-83519/2 or consult TE Connectivity.
- When installed per Raychem process standard RCPS-100-70, assemblies will meet those requirements of Raychem Specification RT-1404 and MIL-S-83519/2 which do not require electrical testing while parts are immersed in water.
- Temperature range: -55°C to +150°C.
- Parts shall be marked with identification code per table.

For best results, prepare the cable as shown:



		Raychem THERMOFIT DEVICES	TITLE: SOLDERSLEEVE* DEVICE SHIELD TERMINATION WITH BRAID			
Unless otherwise specified dimensions are in millimeters. [Inches dimensions are shown in brackets]			DOCUMENT NO.: S03-XX-R-100HN			
TOLERANCES: 0.00 N/A 0.0 N/A 0 N/A	ANGLES: N/A ROUGHNESS IN MICRON	TE Connectivity reserves the right to amend this drawing at any time. Users should evaluate the suitability of the product for their application.	REV : 2	DATE : 30-Mar-2020		
DRAWN BY: M. FORONDA	DATE: 12/03/99	ECO: ECO-20-004510	SCALE: NTS	SIZE: A	SHEET: 1 of 1	

© 2020 TE Connectivity Ltd. Family of Companies. All Rights Reserved.

If this document is printed it becomes uncontrolled. Check for the latest revision.

*TE Connectivity, TE connectivity (logo), Raychem, THERMOFIT, SolderSleeve are trademarks