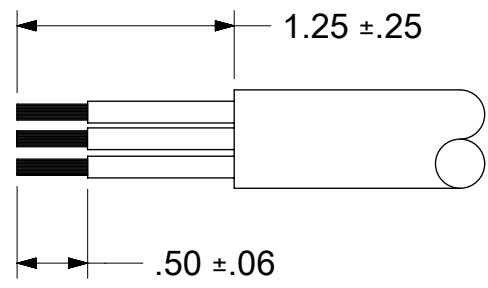
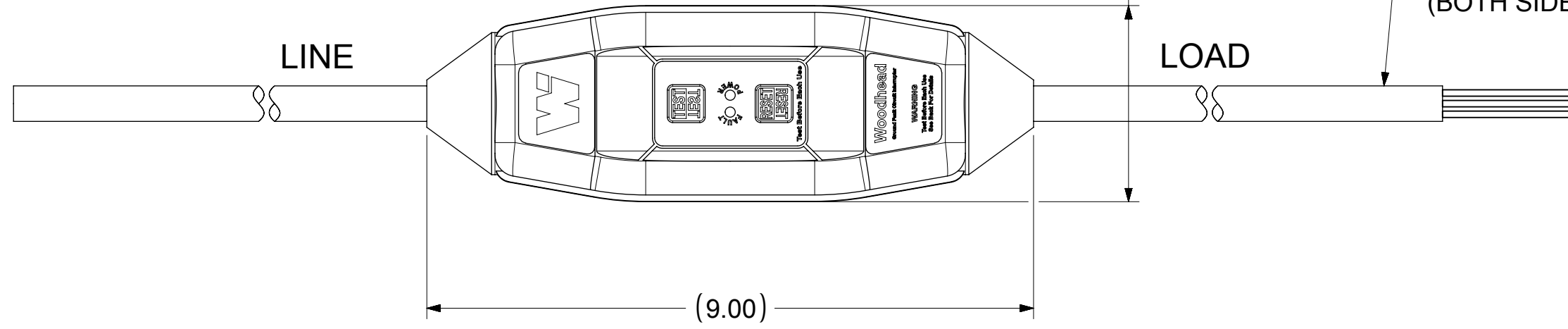
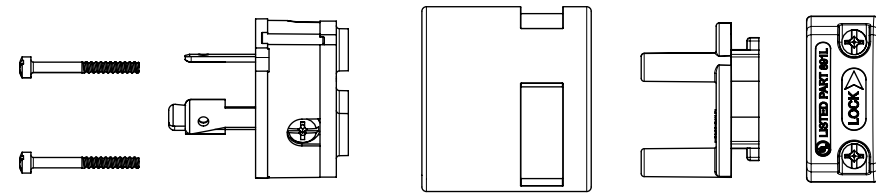
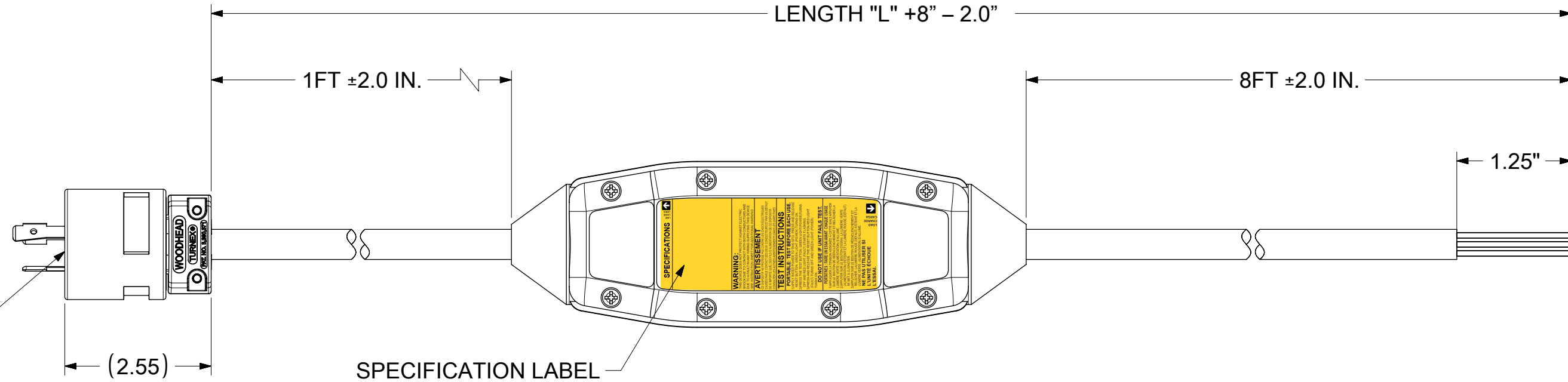


**CORD PREPARATION**



SUPER-SAFEWAY PLUG  
NEMA L6-20 (#2648)



**TECHNICAL**

AGENCY APPROVAL: NONE  
 RATED SUPPLY VOLTAGE: 240VAC  
 RATED CURRENT: UP TO 20 AMPS  
 RESET TYPE: MANUAL  
 OPERATING FREQUENCY: 60 Hz  
 TYPE: CLASS A  
 GROUND TRIP CURRENT: 5mA +/- 1mA  
 OVERLOAD CURRENT: 120 AMPS, 50% INDUCTIVE  
 INSULATION VOLTAGE: 1,500 VRMS - 1 MINUTE  
 ENDURANCE OPERATIONS: 3000 OPERATIONS  
 ENCLOSURE: TYPE 4X, IP69, IP69K

MATERIAL NO.	ENGINEERING NO.	LENGTH "L"	POWER-UP
1301530276	130153-0276	9.5 FT	MANUAL

FUNCTIONAL SYMBOLS FA = 0 FC = 0 FP = 0	THIS DRAWING CONTAINS INFORMATION THAT IS PROPRIETARY TO MOLEX ELECTRONIC TECHNOLOGIES, LLC AND SHOULD NOT BE USED WITHOUT WRITTEN PERMISSION			
	DIMENSION UNITS	SCALE	CURRENT REV DESC: NEW SALES DRAWING RELEASED	
	INCH	NTS		
	GENERAL TOLERANCES (UNLESS SPECIFIED)			
DIVISIONAL SYMBOLS	ANGULAR TOL	±	°	
	4 PLACES	±		
	3 PLACES	±		
	2 PLACES	±		
1 PLACE	±			
0 PLACES	±			
DRAFT WHERE APPLICABLE MUST REMAIN WITHIN DIMENSIONS		THIRD ANGLE PROJECTION	DRAWING	SERIES
			C-SIZE	130153
		MATERIAL NUMBER		CUSTOMER
		SEE TABLE		GENERAL MARKET
		DOCUMENT NUMBER		DOC TYPE   DOC PART   REVISION
		SD-130153-276		PSD   001   B
		SHEET NUMBER		1 OF 1

**molex**

INLINE GFCI 20A, 240V  
INPUT 2648 NEMA L6-20, OUPUT FLYING LEADS

PRODUCT CUSTOMER DRAWING