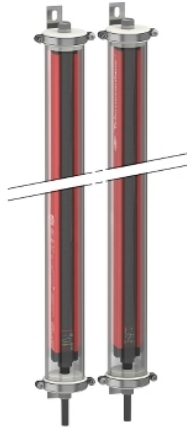


XUSL2E30H076NWC

Safety light curtain type 2, Telemecanique
Safety light curtains XUSL, XUSL IP69K Hand
protection w/o Heating, Std range, Hp = 760
mm, R=30 mm



Main

| | |
|----------------------------------|--|
| Range of Product | Telemecanique Safety light curtains XUSL |
| Product or Component Type | Safety light curtain type 2 |
| Device short name | XUSL2E |
| Output type | 2 safety outputs OSSD solid-state PNP arc suppression) |
| Product Specific Application | For hand protection |
| [R] Resolution | 1.18 in (30 mm) |
| [Sn] nominal sensing distance | 9.84...32.81 Ft (3...10 m) by cabling 0.00...9.84 ft (0...3 m) by cabling |
| [Hp] Height protected | 29.92 in (760 mm) |
| Number of beams | 38 |
| Type of start / restart | Automatic Manual |
| External Device Monitoring (EDM) | Selected by wiring |

Complementary

| | |
|--------------------------------|--|
| Detection system | Transmitter-receiver system |
| Response Time | 11 ms |
| Kit composition | Adjustable mounting bracket(s) 1 receiver(s) 1 transmitter(s) 1 user guide with certificate of conformity on CD-ROM Silicone o-ring(s) 1 PVC cable(s) |
| [EAA] effective aperture angle | 5 ° at 3 m |
| Emission | IR LED 0.000037402 in (950 nm) |
| [Us] rated supply voltage | 24 V DC +/- 20 % |
| Supply | Power supply IEC 61496-1 Power supply IEC 60204-1 |
| [Ie] rated operational current | 2 A |
| Current consumption | 42 mA no-load transmitter 83 mA no-load receiver 42 mA transmitter 900 mA with maximum load receiver |
| Output current limits | 0.4 A safety outputs OSSD |
| Output voltage | 24 V |
| Output circuit type | DC |
| Maximum voltage drop | <0.5 V |
| Local signalling | 1 multi-colour LED transmitter 2 dual colour LEDs receiver |
| Electrical connection | 1 male connector M12 5 pins transmitter 1 male connector M12 8 pins receiver |
| Type of cable | Unshielded cable AWG 22 32.81 ft (10 m) |
| Ohmic cable resistance (per m) | 55.31 mOhm |

The information provided in this documentation contains general descriptions and/or technical characteristics of the performance of the products contained herein. This documentation is not intended as a substitute for and is not to be used for determining suitability or reliability of these products for specific user applications. It is the duty of any such user or integrator to perform the appropriate and complete risk analysis, evaluation and testing of the products with respect to the relevant specific application or use thereof. Neither Schneider Electric Industries SAS nor any of its affiliates or subsidiaries shall be responsible or liable for misuse of the information contained herein.

| | |
|--------------------|---|
| Function available | Test Muting through external safety module XPSLCMUT1160 LED display of operating modes and faults Anti-condensation system |
| Marking | CE |
| Material | PMMA (polymethyl methacrylate) tube Stainless steel AISI 316L sealing plug PVC (polyvinyl chloride) Cable |
| Housing colour | Red RAL 3000 |
| Fixing Mode | By fixing brackets |
| Net Weight | 11.13 lb(US) (5.05 kg) |
| Offer type | Standard distance |
| Provided Equipment | Without heating system |

Environment

| | |
|---------------------------------------|--|
| Directives | 98/37/EEC - machinery 89/336/EEC - electromagnetic compatibility 89/655/EEC - work equipment |
| Product Certifications | CE Ecolab CULus TÜV |
| Safety level (correctly wired) | Type 2 IEC 61496-1 Category 2 EN/ISO 13849-1 SIL 1 IEC 61508 SILCL 1 IEC 62061 PL = c EN/ISO 13849-1 |
| Optical characteristic | Resistance to light disturbance EN/IEC 61496-2 |
| Mission time | 20 year(s) |
| Safety reliability data | PFHd = 4.57E-8 1/h IEC 61508 |
| Ambient Air Temperature for Operation | 14...131 °F (-10...55 °C) -22...131 °F (-30...55 °C) |
| Ambient Air Temperature for Storage | -22...158 °F (-30...70 °C) -13...158 °F (-25...70 °C) |
| Relative Humidity | 0...95 % without condensation |
| IP degree of protection | IP69K |
| Shock resistance | 10 gn 16 ms IEC 61496-1 |
| Vibration resistance | 0.35 +/- 0.05 mm 10...55 Hz IEC 61496-1 |

Ordering and shipping details

| | |
|-----------------------|-----------------------------|
| Category | 22455-LIGHT CURTAINS - XUSL |
| Discount Schedule | DS2 |
| GTIN | 3389119619868 |
| Nbr. of units in pkg. | 1 |
| Package weight(Lbs) | 13.59 lb(US) (6.166 kg) |
| Returnability | No |
| Country of origin | IT |

Packing Units

| | |
|------------------------|-------------------|
| Unit Type of Package 1 | PCE |
| Package 1 Height | 5.31 in (13.5 cm) |
| Package 1 width | 7.68 in (19.5 cm) |
| Package 1 Length | 33.46 in (85 cm) |

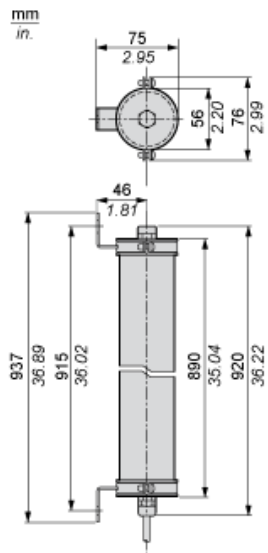
Offer Sustainability

| | |
|----------------------------|---|
| Sustainable offer status | Green Premium product |
| California proposition 65 | WARNING: This product can expose you to chemicals including: Diisononyl phthalate (DINP), which is known to the State of California to cause cancer, and Di-isodecyl phthalate (DIDP), which is known to the State of California to cause birth defects or other reproductive harm. For more information go to www.P65Warnings.ca.gov |
| REACH Regulation | REACH Declaration |
| REACH free of SVHC | Yes |
| EU RoHS Directive | Pro-active compliance (Product out of EU RoHS legal scope) EU RoHS Declaration |
| Toxic heavy metal free | Yes |
| Mercury free | Yes |
| RoHS exemption information | Yes |
| Environmental Disclosure | Product Environmental Profile |
| Circularity Profile | End Of Life Information |

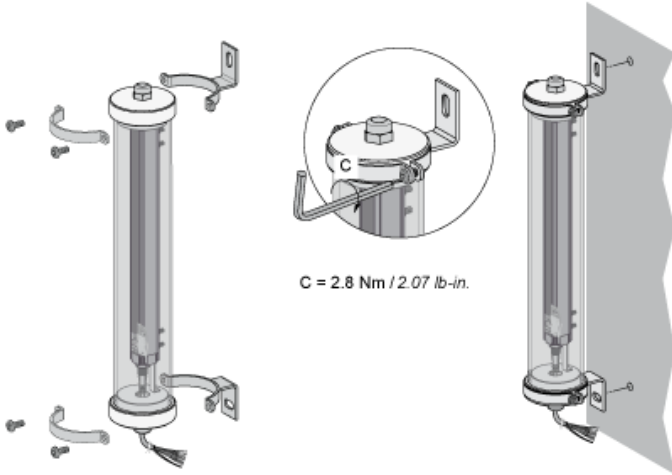
Contractual warranty

| | |
|----------|-----------|
| Warranty | 18 months |
|----------|-----------|

Dimensions



Mounting and Clearance



Wiring Diagrams

Transmitter Pre-wired

Brown: +24 Vdc

White: Configuration_0

Blue: 0 Vdc

Green or Black: Configuration_1

Grey: Functional Earth

Pink: Not connected

Receiver pre-wired

White: Output signal switching device 1

Brown: +24 Vdc

Green: Output signal switching device 2

Yellow: Configuration_A

Grey: K1_K2 Feedback/Restart

Pink: Configuration_B

Blue: 0 Vdc

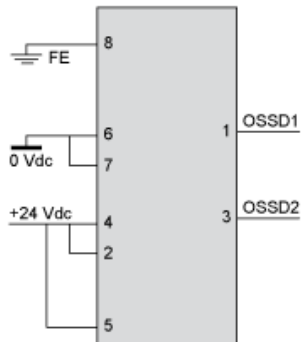
Yellow/Green (or Red): Functional Earth

For configuration_A and configuration_B, please refer to receiver configuration and operating modes

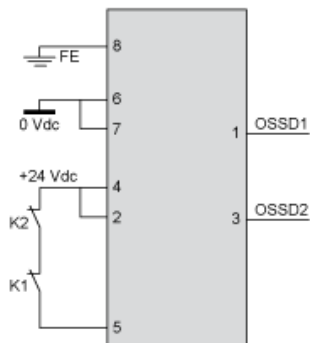
Receiver Configurations and Operating Modes

Automatic Start/Restart

Without External Device Monitoring (EDM) feedback loop



With External Device Monitoring (EDM) feedback loop



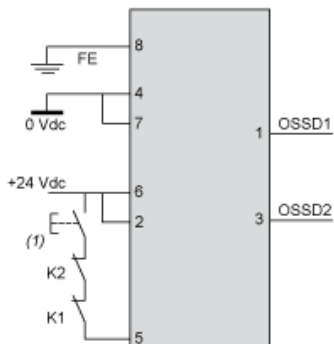
Manual Start/Restart

Without External Device Monitoring (EDM) feedback loop



(1) Restart

With External Device Monitoring (EDM) feedback loop



(1) Restart

Connecting to a Safety Interface

Discover
XUSL4E14F016N by

- Characteristics
- Dimensions Drawings
- Mounting and Clearance
- Connections and Schema
- Download & Documents

Download & Documents 1 to 9 of 9

Image of product

| | | |
|--|-------------------|--------|
| Generic image for XUSL standard sensing distance | SILENT 2014-12-11 | (Se ▼) |
|--|-------------------|--------|

Product environmental

| | | |
|--|--------------------|-------|
| XUSL4E..., XUSL2E... Safety Light Curtain, Product Environmental Profile | English 2014-09-08 | pdf ▼ |
|--|--------------------|-------|

End of life manual

| | | |
|---|--------------------|-------|
| XUSL4E..., XUSL2E... Safety Light Curtain, Product End-of-Life Instructions | English 2014-09-08 | pdf ▼ |
|---|--------------------|-------|

Application solutions

| | | |
|--|--------------------|-------|
| Safety light curtains association with safety interfaces | English 2016-01-08 | pdf ▼ |
|--|--------------------|-------|

Catalog

| | | |
|-------------------------------------|--------------------|-------|
| Safety light curtains Preventa XUSL | English 2015-05-18 | pdf ▼ |
|-------------------------------------|--------------------|-------|

User guide

| | | |
|---|--------------------|-------|
| XUSL2E..., XUSL4E... Type 2 and Type 4 Safety Light Curtains, User Manual | English 2015-06-25 | pdf ▼ |
|---|--------------------|-------|

①

②

1 : Click on Download & Documents

2 : Click on Application solutions

To have all connection schematics concerning our safety module, select "download and document" and download the file "Safety light curtains association with safety interfaces"