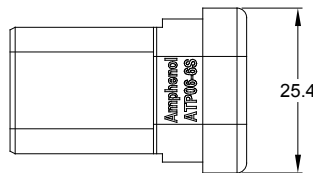
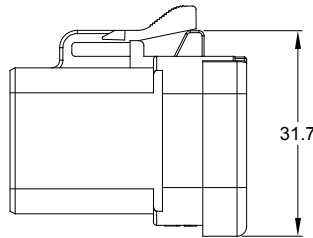
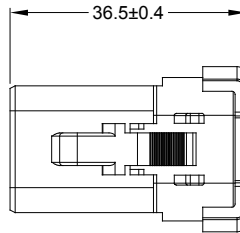
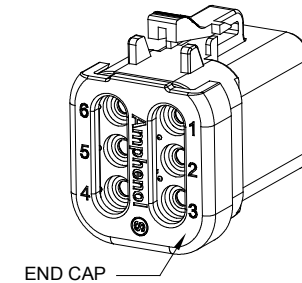
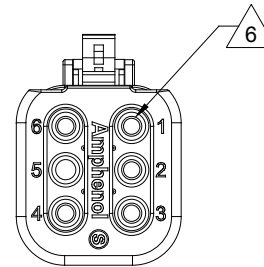
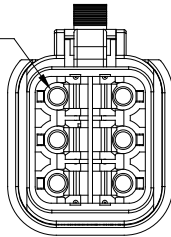


| REVISIONS | | | | | |
|-----------|-----|-----------------|-----------|-------|-------|
| REV | ECO | DESCRIPTION | DATE | BY | APPR |
| A1 | - | RELEASE DRAWING | 24/AUG/19 | PETER | TOMMY |



REQUIRES CONTACT RETENTION WEDGE AWP-6S



NOTES: UNLESS OTHERWISE SPECIFIED

1. MATERIAL:
HOUSING: THERMOPLASTIC
SEAL: SILICONE RUBBER
2. MODIFICATIONS: END CAP
3. SPECIFICATIONS:
 - 3.1 CURRENT RATING: 25 AMPS
 - 3.2 OPERATING TEMPERATURE: -55°C TO +125°C
 - 3.3 DIELECTRIC WITHSTANDING VOLTAGE: LESS THAN 2 MILLIAMPS CURRENT LEAKAGE @ 1500 VOLTS AC.
 - 3.4 INSULATION RESISTANCE: 1000 MEGOHMS MIN @ 25°C.
 - 3.5 MOISTURE RESISTANCE: IP67 (MATED CONDITION)
 - 3.6 MATING CYCLE DURABILITY: 100 CYCLES
 - 3.7 RoHS COMPLIANT
4. MATING PART: ATP04-6P* RECEPTACLE.
(* = MODIFICATIONS AND COLORS)
5. ALL DIMENSIONS ARE FOR REFERENCE USE ONLY.

△ CONTACT SIZE AND REAR SEAL WIRE RANGE:

| CONTACT SIZE | MIN. INSUL O.D. | MAX. INSUL O.D. | TYPICAL WIRE RANGE |
|--------------|----------------------|----------------------|--------------------|
| 12 | 3.40 mm (.134 in) | 4.95 mm (.195 in) | 10 - 14 AWG |

| PART NUMBER CHART | |
|-------------------|-----------------|
| COLOR | PART NUMBER |
| GREY | ATP06-6S-EC01 |
| BLACK | ATP06-6S-EC01BK |

STANDARD MOLDED COLOR IS GREY. ADDITIONAL COLOR (BLACK) IS AVAILABLE VIA SPECIAL ORDER.

| SEE PART NUMBER CHART | | PART NUMBER | | DESCRIPTION | | ITEM |
|---------------------------------------|----------------|--|--|-------------|--|----------|
| QUANTITY | MATERIALS LIST | | | | | |
| UNLESS OTHERWISE SPECIFIED | | SIGNATURES | | DATE | | |
| 1) All dimensions are in metric (mm). | | DRAWN: PETER YANG | | 24/AUG/19 | | |
| 2) Tolerances are as follows: | | CHECKED: ORION LI | | 24/AUG/19 | | |
| 1 PL DEC ±0.30 | | ENGINEER: | | | | |
| 2 PL DEC ±0.15 | | APPROVAL: TOMMY XIE | | 24/AUG/19 | | |
| 3 PL DEC ±0.08 | | CUSTOMER: | | | | |
| 3) Note reference = △ | | THIS DRAWING IS SUPPLIED FOR INFORMATION ONLY. DESIGN FEATURES, SPECIFICATIONS AND PERFORMANCE DATA SHOWN HEREON ARE THE PROPERTY OF THE AMPHENOL CORPORATION. NO RIGHTS OF REPRODUCTION ARE IMPLIED. ALL DIMENSIONS ARE SUBJECT TO NORMAL MANUFACTURING VARIATIONS. | | SIZE | | REVISION |
| MATERIAL SPECIFICATIONS: | | SCALE: NONE | | B C- | | A1 |
| PROCESS SPECIFICATIONS: | | DWG NO: ATP06-6S-EC01XX | | SHEET 1 | | OF 1 |
| NEXT ASSY: | | | | | | |

TITLE: PLUG, 6 SOCKET, END CAP, ATP SERIES
DWG NO: ATP06-6S-EC01XX
REV/A1
SH. 1
OF 1