



### Certifications & Ratings

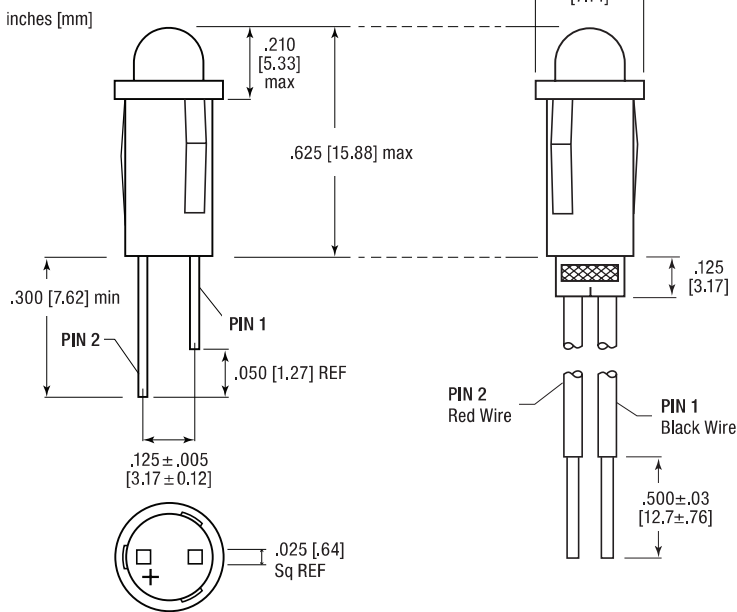
- RoHS compliant

### Application

Dialight's 559 series LED panel mount indicator is available with a variety of LEDs including AlInGaP and InGaN technology for high brightness applications, bicolor and integral resistors.

- Fan tray assemblies
- Data-center Infrastructure (Servers and Storage)
- Next-Gen Wireless Infrastructure
- Electronic Test & Measurement Instruments
- Communications Testing Equipment
- Hand held Devices
- ... and many more!

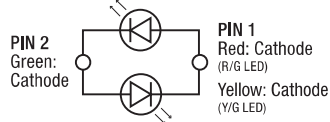
### Dimensions



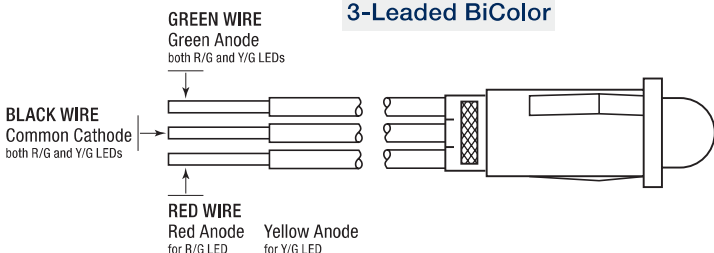
#### SINGLE COLOR LED SCHEMATIC



#### BICOLOR LED SCHEMATIC



#### 3-Leaded BiColor



### Mechanical Information

<b>Mounting Hole Size:</b>	0.249–0.252" (6.32–6.40 mm)
<b>Max Panel Thickness:</b>	0.031–0.062" (.787–1.57 mm)
<b>Mounting Torque:</b>	N/A

### Specifications

<b>Voltage Options:</b>	1.6–2.3 V DC typical (resistor required) 5, 12, 24V DC (no resistor required)
<b>Operating Temp:</b>	See table
<b>Storage Temp:</b>	-55 °C to +100 °C (-67 °F to +212 °F)
<b>Electrical Connection:</b>	Straight terminals for wire wrapping or 24 AWG lead wire
<b>Housing:</b>	Black — UL94V-0 and enhances LED contrast
<b>Wire Leads:</b>	6" or 14"
<b>Connectors:</b>	Available upon request
<b>Possible Connectors:</b>	Molex 50-57-9402 AMP 3-643814-3
<b>Terminals:</b>	Available upon request
<b>Possible Terminals:</b>	Molex 16-02-0069, 16-02-077, AMP 42067-1

## Ordering Information 559 Series

### Part Number Guide

5	5	9	-	X	X	X	X	-	0	X	X	F
LED Code (see below)								Wire Code		Termination Code		
								Standard	0	Straight Terminals		1
								PVC Free	2	24 AWG 6" wire leads		3
										24 AWG 14" wire leads		7

LED Code	Color	Peak Wavelength (nm)	Intensity Typ. (mcd)	If Typ. (mA)	Vf Typ. (V DC)	Viewing Angle	Max DC Forward Current (mA)	Type	Operating Temp
5501	Red	635	125	20	2.2	24	30	Non-Tinted/ Non-Diffused	-55 °C to +100 °C
5601	Green	565	120		2.3	24	30		-20 °C to +100 °C
5701	Yellow	583	140		2.1	24	20		-55 °C to +100 °C
5801	Orange	605	90		2.2	20	50		-30 °C to +85 °C
5901	Yellow	592	3100		2	15	50		-40 °C to +100 °C
6001	Blue	470	1500		3.6	30	30		-30 °C to +85 °C
6101	Red	635	2100		1.9	15	50		-40 °C to +100 °C
6201	Green	525	5000		3.2	30	30		-30 °C to +85 °C
6301	Orange	609	4000		1.9	15	50		-40 °C to +100 °C
6401	White	X = .31 Y = .32	2500		3.2	50	30		-30 °C to +85 °C
1101	Red	635	2.3	2	1.7	50	7	Low Current Diffused	-55 °C to +100 °C
1201	Yellow	583	1.8		1.9	50	7		
1301	Green	565	1.8		1.8	50	7		
2101	Red	650	6.3	10	2.2	50	20	Diffused	-25 °C to +85 °C
2201	Green	563	10		2.1	65	25		
2301	Yellow	585	29		1.9	50	20		
2501	Orange	600	7		1.9	60	30		
5101	Red	650	34	20	2.1	50	25	Diffused	-55 °C to +100 °C
5201	Green	563	34		2.2	50	25		
5301	Yellow	585	34		2.2	50	25		
5401	Orange	610	34		2.2	50	25		
0102	Red	635	8	10	5	60	15	5V Integral Resistor	-40 °C to +85 °C
0202	Green	565	8	12	5	60	15		-20 °C to +85 °C
0302	Yellow	583	8	10	5	60	15		-40 °C to +85 °C
0103	Red	635	8	13	12	60	15	12V Integral Resistor	-55 °C to +100 °C
0203	Green	565	8		12	60	15		-20 °C to +85 °C
0303	Yellow	583	8		12	60	15		-40 °C to +85 °C
5904	Yellow	592	3100	20	24	15	50	24V Integral Resistor	-30 °C to +85 °C
6104	Red	635	2100		24	15	50		
6204	Green	525	5000		24	30	50		
3001	Red / Green	660 / 565	90 / 40	10	1.8 / 2.1	60	40 / 30	2 leaded Bi-color	-55 °C to +100 °C
3201	Yellow / Green	589 / 571	30 / 50		2.1 / 2.1	50	20		-30 °C to +85 °C
3501	Red / Green	635 / 565	5.0 / 8.0		2.1 / 2.3	65	30	3 leaded Bi-color	-20 °C to +85 °C
3601	Yellow / Green	590 / 568	9 / 13.5		2 / 2.1	65	30		

Dialight reserves the right to make changes at any time in order to supply the best product possible. The most current version of this document will always be available at: [www.dialightsignalsandcomponents.com](http://www.dialightsignalsandcomponents.com)

**Warranty Statement:** Except for the warranty expressly provided for [herein/above/below], Dialight disclaims any and all other warranties, express or implied, including, without limitation, any warranties of merchantability, fitness for a particular purpose, title, and noninfringement.