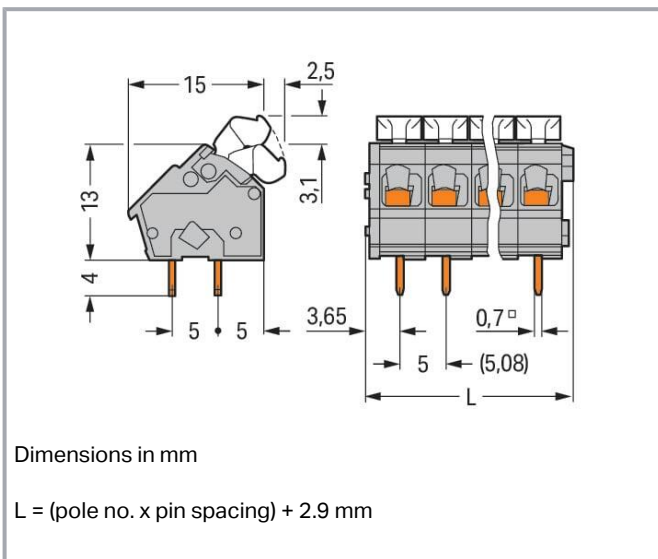
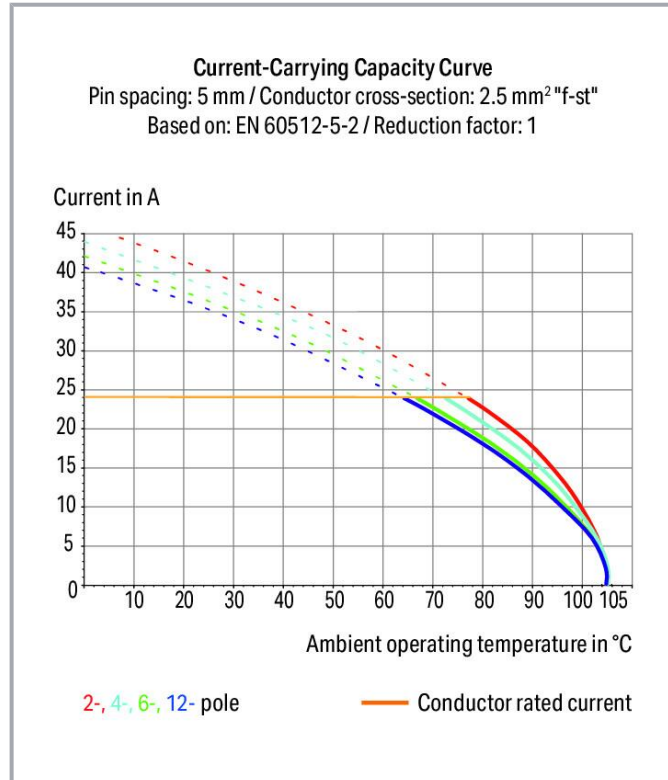



Data sheet | Item number: 256-403/334-000

PCB terminal block; push-button; 2.5 mm<sup>2</sup>; Pin spacing 5/5.08 mm; 3-pole;  
CAGE CLAMP®; commoning option; 2,50 mm<sup>2</sup>; gray



[www.wago.com/256-403/334-000](http://www.wago.com/256-403/334-000)



Subject to changes. Please also observe the further product documentation!

WAGO GmbH & Co. KG  
Hansastr. 27  
32423 Minden  
Phone: +49571 887-0 | Fax: +49571 887-169  
Email: [info.de@wago.com](mailto:info.de@wago.com) | Web: [www.wago.com](http://www.wago.com)

Do you have any questions about our products?  
We are always happy to take your call at +49 (571) 887-44222.



## Item description

- PCB terminal blocks with angled push-buttons and CAGE CLAMP® connection
- Version with angled push-buttons for easy top-of-unit actuation
- Set to metric or inch pin spacing by compressing PCB terminal strips or pulling them apart
- Ideal for in-the-field wiring thanks to simplified push-button actuation
- Convenient, tool-free operation

## Data

### Notes

|           |  |
|-----------|--|
| Variants: | Other pole numbers   |
|           | Versions for Ex e II and Ex i  |
|           | Other colors   |
|           | Mixed-color PCB connector strips   |
|           | Direct marking   |
|           | Other versions (or variants) can be requested from WAGO Sales or configured at <a href="https://configurator.wago.com/">https://configurator.wago.com/</a> . |

## Electrical data

### Ratings per IEC/EN

| Ratings per                   | IEC/EN 60664-1  |
|-------------------------------|---|
| Nominal voltage (III/3)       | 250 V   |
| Rated impulse voltage (III/3) | 4 kV  |
| Rated voltage (III/2)         | 320 V   |
| Rated impulse voltage (III/2) | 4 kV  |
| Nominal voltage (II/2)        | 630 V   |
| Rated surge voltage (II/2)    | 4 kV  |
| Rated current                 | 24 A  |
| Legend (ratings)              | (III / 2) ≙ Overvoltage category III / Pollution degree 2 |

### Ratings per UL 1059

| Approvals per                  | UL 1059 |
|--------------------------------|---------|
| Rated voltage UL (Use Group B) | 300 V   |
| Rated current UL (Use Group B) | 15 A    |
| Rated voltage UL (Use Group D) | 300 V   |
| Rated current UL (Use Group D) | 10 A    |

Subject to changes. Please also observe the further product documentation!

WAGO GmbH & Co. KG  
 Hansastr. 27  
 32423 Minden  
 Phone: +49571 887-0 | Fax: +49571 887-169  
 Email: [info.de@wago.com](mailto:info.de@wago.com) | Web: [www.wago.com](http://www.wago.com)

Do you have any questions about our products?  
 We are always happy to take your call at +49 (571) 887-44222.



## Ratings per CSA

| Approvals per                   | CSA   |
|---------------------------------|-------|
| Rated voltage CSA (Use Group B) | 300 V |
| Rated current CSA (Use Group B) | 15 A  |
| Rated voltage CSA (Use Group D) | 300 V |
| Rated current CSA (Use Group D) | 10 A  |

## Connection data

|                            |   |
|----------------------------|---|
| Connection points          | 3 |
| Total number of potentials | 3 |
| Number of connection types | 1 |
| Number of levels           | 1 |

## Connection 1

|   |  |
|---|--|
| Connection technology                             | CAGE CLAMP®                                  |
| Actuation type                                    | Push-button (angled)                         |
| Solid conductor                                   | 0.08 ... 2.5 mm <sup>2</sup> / 28 ... 12 AWG |
| Fine-stranded conductor                           | 0.08 ... 2.5 mm <sup>2</sup> / 28 ... 12 AWG |
| Fine-stranded conductor; with insulated ferrule   | 0.25 ... 1.5 mm <sup>2</sup>                 |
| Fine-stranded conductor; with uninsulated ferrule | 0.25 ... 1.5 mm <sup>2</sup>                 |
| Note (conductor cross-section)                    | 12 AWG: THHN, THWN                           |
| Strip length                                      | 5 ... 6 mm / 0.2 ... 0.24 inches             |
| Conductor connection direction to PCB             | 45 °   |
| Pole number                                       | 3  |

## Physical data

|                                      |                              |
|--------------------------------------|------------------------------|
| Pin spacing                          | 5/5.08 mm / 0.197/0.2 inches |
| Width                                | 17.9 mm / 0.705 inches       |
| Height                               | 20.1 mm / 0.791 inches       |
| Height from the surface              | 16.1 mm / 0.634 inches       |
| Depth                                | 17.2 mm / 0.677 inches       |
| Solder pin length                    | 4 mm                         |
| Solder pin dimensions                | 0.7 x 0.7 mm                 |
| Drilled hole diameter with tolerance | 1.1 <sup>(+0.1)</sup> mm     |

Subject to changes. Please also observe the further product documentation!

## Plug-in connection

|                                      |    |
|--------------------------------------|----|
| Plugging without loss of pin spacing | No |
|--------------------------------------|----|

## PCB contact

|                                     |  |
|-------------------------------------|--|
| PCB contact                         | THT                                      |
| Solder pin arrangement              | over the entire terminal strip (in-line) |
| Number of solder pins per potential | 2  |

## Material Data

|                             |  |
|-----------------------------|--|
| Note (material data)        | Information on material specifications can be found here |
| Color                       | gray   |
| Material group              | I  |
| Insulation material         | Polyamide (PA66)   |
| Flammability class per UL94 | V0   |
| Clamping spring material    | Chrome-nickel spring steel (CrNi)                        |
| Contact material            | Electrolytic copper (E <sub>Cu</sub> )                   |
| Contact plating             | Tin  |
| Fire load                   | 0.064 MJ   |
| Weight                      | 3.1 g  |

## Environmental requirements

|                         |                 |
|-------------------------|-----------------|
| Limit temperature range | -60 ... +105 °C |
|-------------------------|-----------------|

## Commercial data

|                   |                                |
|-------------------|--------------------------------|
| Product Group     | 4 (Printed Circuit Connectors) |
| eCl@ss 10.0       | 27-44-04-01                    |
| eCl@ss 9.0        | 27-44-04-01                    |
| ETIM 8.0          | EC002643                       |
| ETIM 7.0          | EC002643                       |
| PU (SPU)          | 280 (70) pcs                   |
| Packaging type    | box                            |
| Country of origin | CH                             |
| GTIN              | 4050821550389                  |

Subject to changes. Please also observe the further product documentation!




|                       |             |
|-----------------------|-------------|
| Customs tariff number | 85369010000 |
|-----------------------|-------------|

## Environmental Product Compliance


|                        |                         |
|------------------------|-------------------------|
| RoHS Compliance Status | Compliant, No Exemption |
|------------------------|-------------------------|

## Approvals / Certificates

### General approvals

| Logo   | Approval                             | Additional Approval Text | Certificate name |
|--|--------------------------------------|--------------------------|------------------|
|  | CCA<br>DEKRA Certification B.V.      | IEC 60947-7-4            | 71-<br>113042    |
|  | CSA<br>DEKRA Certification B.V.      | C22.2 No. 158            | 70049157         |
|  | UL<br>Underwriters Laboratories Inc. | UL 1059                  | E 45172          |



### Approvals for marine applications

| Logo   | Approval   | Additional Approval Text | Certificate name |
|--|--|--------------------------|------------------|
|  | DNV GL<br>Det Norske Veritas, Germanischer Lloyd | -                        | TAE000016Z       |

## Optional accessories

### Testing and measuring

#### Testing accessories

|   |  |  |
|---|--|--|
|  | <b>Item no.: 249-110</b><br>Test plug adapter; suitable for 255, 256, 257 Series PCB terminal blocks; 1-pole; Pin spacing 5 mm / 0.197 in; gray    | <a href="http://www.wago.com/249-110">www.wago.com/249-110</a> |
|  | <b>Item no.: 249-111</b><br>Test plug adapter; suitable for 255, 256, 257 Series PCB terminal blocks; 1-pole; Pin spacing 5.08 mm / 0.2 in; orange | <a href="http://www.wago.com/249-111">www.wago.com/249-111</a> |








### Marking accessories

#### Marking strip

Subject to changes. Please also observe the further product documentation!

|   |  |  |
|---|--|--|
|   | <b>Item no.: 210-332/500-202</b><br>Marking strips; as a DIN A4 sheet; MARKED; 1-16 (160x); Height of marker strip: 3 mm; Strip length 182 mm; Horizontal marking; Self-adhesive; white  | <a href="http://www.wago.com/210-332/500-202">www.wago.com/210-332/500-202</a> |
|   | <b>Item no.: 210-332/500-206</b><br>Marking strips; as a DIN A4 sheet; MARKED; 33-48 (160x); Height of marker strip: 3 mm; Strip length 182 mm; Horizontal marking; Self-adhesive; white | <a href="http://www.wago.com/210-332/500-206">www.wago.com/210-332/500-206</a> |
|   | <b>Item no.: 210-332/500-205</b><br>Marking strips; as a DIN A4 sheet; MARKED; 1-32 (80x); Height of marker strip: 3 mm; Strip length 182 mm; Horizontal marking; Self-adhesive; white   | <a href="http://www.wago.com/210-332/500-205">www.wago.com/210-332/500-205</a> |
|   | <b>Item no.: 210-332/508-202</b><br>Marking strips; as a DIN A4 sheet; MARKED; 1-16 (160x); Height of marker strip: 3 mm; Strip length 182 mm; Horizontal marking; Self-adhesive; white  | <a href="http://www.wago.com/210-332/508-202">www.wago.com/210-332/508-202</a> |
|   | <b>Item no.: 210-332/500-204</b><br>Marking strips; as a DIN A4 sheet; MARKED; 17-32 (160x); Height of marker strip: 3 mm; Strip length 182 mm; Horizontal marking; Self-adhesive; white | <a href="http://www.wago.com/210-332/500-204">www.wago.com/210-332/500-204</a> |
|   | <b>Item no.: 210-332/508-204</b><br>Marking strips; as a DIN A4 sheet; MARKED; 17-32 (160x); Height of marker strip: 3 mm; Strip length 182 mm; Horizontal marking; Self-adhesive; white | <a href="http://www.wago.com/210-332/508-204">www.wago.com/210-332/508-204</a> |
|   | <b>Item no.: 210-332/508-206</b><br>Marking strips; as a DIN A4 sheet; MARKED; 33-48 (160x); Height of marker strip: 3 mm; Strip length 182 mm; Horizontal marking; Self-adhesive; white | <a href="http://www.wago.com/210-332/508-206">www.wago.com/210-332/508-206</a> |
|  | <b>Item no.: 210-332/508-205</b><br>Marking strips; as a DIN A4 sheet; MARKED; 1-32 (80x); Height of marker strip: 3 mm; Strip length 182 mm; Horizontal marking; Self-adhesive; white   | <a href="http://www.wago.com/210-332/508-205">www.wago.com/210-332/508-205</a> |

**Ferrule**

|   |  |  |
|---|--|--|
| Ferrule   |  |  |
|  | <b>Item no.: 216-101</b><br>Ferrule; Sleeve for 0.5 mm <sup>2</sup> / AWG 22; uninsulated; electro-tin plated; silver-colored  | <a href="http://www.wago.com/216-101">www.wago.com/216-101</a> |
|  | <b>Item no.: 216-104</b><br>Ferrule; Sleeve for 1.5 mm <sup>2</sup> / AWG 16; uninsulated; electro-tin plated; silver-colored  | <a href="http://www.wago.com/216-104">www.wago.com/216-104</a> |
|  | <b>Item no.: 216-102</b><br>Ferrule; Sleeve for 0.75 mm <sup>2</sup> / AWG 20; uninsulated; electro-tin plated; silver-colored | <a href="http://www.wago.com/216-102">www.wago.com/216-102</a> |
|  | <b>Item no.: 216-103</b><br>Ferrule; Sleeve for 1 mm <sup>2</sup> / AWG 18; uninsulated; electro-tin plated                    | <a href="http://www.wago.com/216-103">www.wago.com/216-103</a> |
|  | <b>Item no.: 216-123</b><br>Ferrule; Sleeve for 1 mm <sup>2</sup> / AWG 18; uninsulated; electro-tin plated; silver-colored    | <a href="http://www.wago.com/216-123">www.wago.com/216-123</a> |
|  | <b>Item no.: 216-122</b><br>Ferrule; Sleeve for 0.75 mm <sup>2</sup> / AWG 20; uninsulated; electro-tin plated; silver-colored | <a href="http://www.wago.com/216-122">www.wago.com/216-122</a> |
|  | <b>Item no.: 216-124</b>   |  |

Subject to changes. Please also observe the further product documentation!




|  |   |  |
|--|---|--|
|  | Ferrule; Sleeve for 1.5 mm <sup>2</sup> / AWG 16; uninsulated; electro-tin plated   | <a href="http://www.wago.com/216-124">www.wago.com/216-124</a> |
|  | <b>Item no.: 216-142</b><br>Ferrule; Sleeve for 0.75 mm <sup>2</sup> / 18 AWG; uninsulated; electro-tin plated; electrolytic copper; gastight crimped; acc. to DIN 46228, Part 1/08.92                | <a href="http://www.wago.com/216-142">www.wago.com/216-142</a> |
|  | <b>Item no.: 216-132</b><br>Ferrule; Sleeve for 0.34 mm <sup>2</sup> / AWG 24; uninsulated; electro-tin plated  | <a href="http://www.wago.com/216-132">www.wago.com/216-132</a> |
|  | <b>Item no.: 216-121</b><br>Ferrule; Sleeve for 0.5 mm <sup>2</sup> / AWG 22; uninsulated; electro-tin plated; silver-colored   | <a href="http://www.wago.com/216-121">www.wago.com/216-121</a> |
|  | <b>Item no.: 216-143</b><br>Ferrule; Sleeve for 1 mm <sup>2</sup> / AWG 18; uninsulated; electro-tin plated; electrolytic copper; gastight crimped; acc. to DIN 46228, Part 1/08.92                   | <a href="http://www.wago.com/216-143">www.wago.com/216-143</a> |
|  | <b>Item no.: 216-131</b><br>Ferrule; Sleeve for 0.25 mm <sup>2</sup> / AWG 24; uninsulated; electro-tin plated; silver-colored  | <a href="http://www.wago.com/216-131">www.wago.com/216-131</a> |
|  | <b>Item no.: 216-141</b><br>Ferrule; Sleeve for 0.5 mm <sup>2</sup> / 20 AWG; uninsulated; electro-tin plated; electrolytic copper; gastight crimped; acc. to DIN 46228, Part 1/08.92                 | <a href="http://www.wago.com/216-141">www.wago.com/216-141</a> |
|  | <b>Item no.: 216-152</b><br>Ferrule; Sleeve for 0.34 mm <sup>2</sup> / AWG 24; uninsulated; electro-tin plated  | <a href="http://www.wago.com/216-152">www.wago.com/216-152</a> |
|  | <b>Item no.: 216-203</b><br>Ferrule; Sleeve for 1 mm <sup>2</sup> / AWG 18; insulated; electro-tin plated; red  | <a href="http://www.wago.com/216-203">www.wago.com/216-203</a> |
|  | <b>Item no.: 216-202</b><br>Ferrule; Sleeve for 0.75 mm <sup>2</sup> / 18 AWG; insulated; electro-tin plated; gray  | <a href="http://www.wago.com/216-202">www.wago.com/216-202</a> |
|  | <b>Item no.: 216-151</b><br>Ferrule; Sleeve for 0.25 mm <sup>2</sup> / AWG 24; uninsulated; electro-tin plated  | <a href="http://www.wago.com/216-151">www.wago.com/216-151</a> |
|  | <b>Item no.: 216-204</b><br>Ferrule; Sleeve for 1.5 mm <sup>2</sup> / AWG 16; insulated; electro-tin plated; black  | <a href="http://www.wago.com/216-204">www.wago.com/216-204</a> |
|  | <b>Item no.: 216-144</b><br>Ferrule; Sleeve for 1.5 mm <sup>2</sup> / AWG 16; uninsulated; electro-tin plated; electrolytic copper; gastight crimped; acc. to DIN 46228, Part 1/08.92; silver-colored | <a href="http://www.wago.com/216-144">www.wago.com/216-144</a> |
|  | <b>Item no.: 216-201</b><br>Ferrule; Sleeve for 0.5 mm <sup>2</sup> / 20 AWG; insulated; electro-tin plated; white  | <a href="http://www.wago.com/216-201">www.wago.com/216-201</a> |
|  | <b>Item no.: 216-223</b><br>Ferrule; Sleeve for 1 mm <sup>2</sup> / AWG 18; insulated; electro-tin plated; red  | <a href="http://www.wago.com/216-223">www.wago.com/216-223</a> |
|  | <b>Item no.: 216-241</b><br>Ferrule; Sleeve for 0.5 mm <sup>2</sup> / 20 AWG; insulated; electro-tin plated; electrolytic copper; gastight crimped; acc. to DIN 46228, Part 4/09.90; white            | <a href="http://www.wago.com/216-241">www.wago.com/216-241</a> |
|  | <b>Item no.: 216-242</b><br>Ferrule; Sleeve for 0.75 mm <sup>2</sup> / 18 AWG; insulated; electro-tin plated; electrolytic copper; gastight crimped; acc. to DIN 46228, Part 4/09.90; gray            | <a href="http://www.wago.com/216-242">www.wago.com/216-242</a> |
|  | <b>Item no.: 216-222</b>  |  |


Subject to changes. Please also observe the further product documentation!

Ferrule; Sleeve for 0.75 mm<sup>2</sup> / 18 AWG; insulated; electro-tin plated; gray


[www.wago.com/216-222](http://www.wago.com/216-222)

 **Item no.: 216-221**  
Ferrule; Sleeve for 0.5 mm<sup>2</sup> / 20 AWG; insulated; electro-tin plated; white


[www.wago.com/216-221](http://www.wago.com/216-221)

 **Item no.: 216-224**  
Ferrule; Sleeve for 1.5 mm<sup>2</sup> / AWG 16; insulated; electro-tin plated; black


[www.wago.com/216-224](http://www.wago.com/216-224)

 **Item no.: 216-243**  
Ferrule; Sleeve for 1 mm<sup>2</sup> / AWG 18; insulated; electro-tin plated; electrolytic copper; gastight crimped; acc. to DIN 46228, Part 4/09.90; red


[www.wago.com/216-243](http://www.wago.com/216-243)

 **Item no.: 216-244**  
Ferrule; Sleeve for 1.5 mm<sup>2</sup> / AWG 16; insulated; electro-tin plated; electrolytic copper; gastight crimped; acc. to DIN 46228, Part 4/09.90; black


[www.wago.com/216-244](http://www.wago.com/216-244)

 **Item no.: 216-263**  
Ferrule; Sleeve for 1 mm<sup>2</sup> / AWG 18; insulated; electro-tin plated; electrolytic copper; gastight crimped; acc. to DIN 46228, Part 4/09.90; red


[www.wago.com/216-263](http://www.wago.com/216-263)

 **Item no.: 216-264**  
Ferrule; Sleeve for 1.5 mm<sup>2</sup> / AWG 16; insulated; electro-tin plated; electrolytic copper; gastight crimped; acc. to DIN 46228, Part 4/09.90; black


[www.wago.com/216-264](http://www.wago.com/216-264)

 **Item no.: 216-284**  
Ferrule; Sleeve for 1.5 mm<sup>2</sup> / AWG 16; insulated; electro-tin plated; electrolytic copper; gastight crimped; acc. to DIN 46228, Part 4/09.90; black


[www.wago.com/216-284](http://www.wago.com/216-284)

 **Item no.: 216-262**  
Ferrule; Sleeve for 0.75 mm<sup>2</sup> / 18 AWG; insulated; electro-tin plated; electrolytic copper; gastight crimped; acc. to DIN 46228, Part 4/09.90; gray

[www.wago.com/216-262](http://www.wago.com/216-262)

 **Item no.: 216-301**  
Ferrule; Sleeve for 0.25 mm<sup>2</sup> / AWG 24; insulated; electro-tin plated; yellow

[www.wago.com/216-301](http://www.wago.com/216-301)

 **Item no.: 216-321**  
Ferrule; Sleeve for 0.25 mm<sup>2</sup> / AWG 24; insulated; electro-tin plated; yellow

[www.wago.com/216-321](http://www.wago.com/216-321)

 **Item no.: 216-322**  
Ferrule; Sleeve for 0.34 mm<sup>2</sup> / 22 AWG; insulated; electro-tin plated; light turquoise


[www.wago.com/216-322](http://www.wago.com/216-322)

 **Item no.: 216-302**  
Ferrule; Sleeve for 0.34 mm<sup>2</sup> / 22 AWG; insulated; electro-tin plated; light turquoise


[www.wago.com/216-302](http://www.wago.com/216-302)

**Tool**

Operating tool

 **Item no.: 210-658**  
Operating tool; Blade: 3.5 x 0.5 mm; with a partially insulated shaft; angled; short; multicoloured

[www.wago.com/210-658](http://www.wago.com/210-658)

 **Item no.: 210-720**  
Operating tool; Blade: 3.5 x 0.5 mm; with a partially insulated shaft; multicoloured

[www.wago.com/210-720](http://www.wago.com/210-720)

Subject to changes. Please also observe the further product documentation!





## Downloads

### Documentation

#### Additional Information

|  |            |                 |          |
|--|------------|-----------------|----------|
| Technical Section                          | 2019 Apr 3 | pdf<br>2.0 MB   | Download |
| Technical explanations                     |            |                 |          |
| Gebrückte Klemmenleisten für Leiterplatten |            | pdf<br>187.6 kB | Download |

## CAD/CAE-Data

### CAD data

|                              |     |          |
|------------------------------|-----|----------|
| 2D/3D Models 256-403/334-000 | URL | Download |
|------------------------------|-----|----------|

### PCB Design

|                                      |     |          |
|--------------------------------------|-----|----------|
| Symbol and Footprint 256-403/334-000 | URL | Download |
|--------------------------------------|-----|----------|

CAX data for your PCB design, consisting of "schematic symbols and PCB footprints", allow easy integration of the WAGO component into your development environment.

### Supported formats:

- Accel EDA 14 & 15
- Altium 6 to current version
- Cadence Allegro
- DesignSpark
- Eagle Libraries
- KiCad
- Mentor Graphics BoardStation
- Mentor Graphics Design Architect
- Mentor Graphics Design Expedition 99 and 2000
- OrCAD 9.X PCB and Capture
- PADS PowerPCB 3, 3.5, 4.X, and 5.X
- PADS PowerPCB and PowerLogic 3.0
- PCAD 2000, 2001, 2002, 2004, and 2006
- Pulsonix 8.5 or newer
- STL
- 3D STEP
- TARGET 3001!

Subject to changes. Please also observe the further product documentation!

- View Logic ViewDraw
- Quadcept
- Zuken CadStar 3 and 4
- Zuken CR-5000 and CR-8000

PCB Component Libraries (EDA), PCB CAD Library Ultra Librarian

#### CAE data

|                              | URL | Download |
|------------------------------|-----|----------|
| ZUKEN Portal 256-403/334-000 |     |          |


### Environmental Product Compliance

#### Compliance Search


| Environmental Product Compliance 256-403/334-000   | URL | Download |
|--|-----|----------|
| PCB terminal block; push-button; 2.5 mm <sup>2</sup> ; Pin spacing 5/5.08 mm; 3-pole; CAGE CLAMP®; commoning option; 2,50 mm <sup>2</sup> ; gray |     |          |

### Installation Notes

#### Conductor termination



Inserting/removing a conductor – 256 Series.




Inserting/removing a conductor (255 Series)


Subject to changes. Please also observe the further product documentation!

WAGO GmbH & Co. KG  
Hansastr. 27  
32423 Minden  
Phone: +49571 887-0 | Fax: +49571 887-169  
Email: [info.de@wago.com](mailto:info.de@wago.com) | Web: [www.wago.com](http://www.wago.com)

Do you have any questions about our products?  
We are always happy to take your call at +49 (571) 887-44222.




Inserting/removing a conductor via finger-operated lever – 255 Series.



Inserting/removing a conductor via finger-operated lever – 256 Series.

### Installation



Possible conductor arrangement with terminal strips staggered (for 256 Series only).


### Marking




Formation of groups using housings of different colors

### Testing

Subject to changes. Please also observe the further product documentation!



Testing with test probes.



Testing with test plug modules.

Subject to changes. Please also observe the further product documentation!