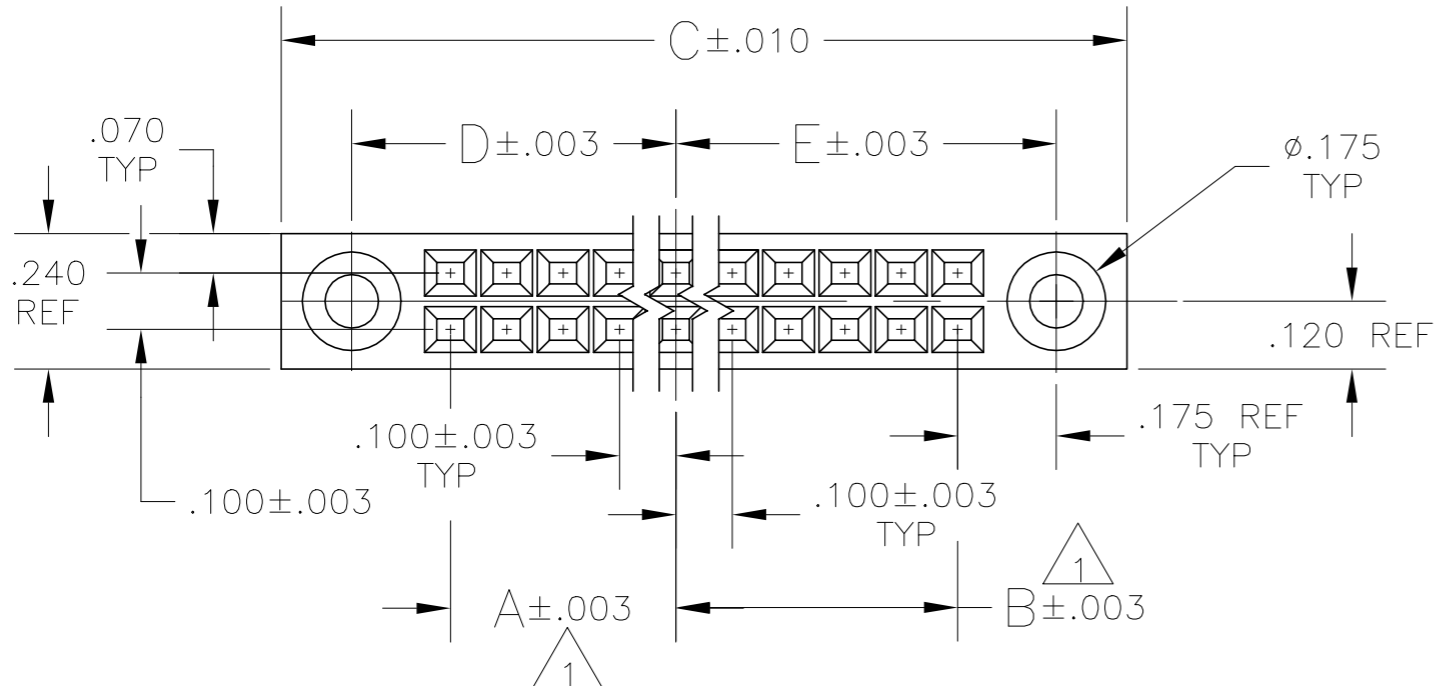
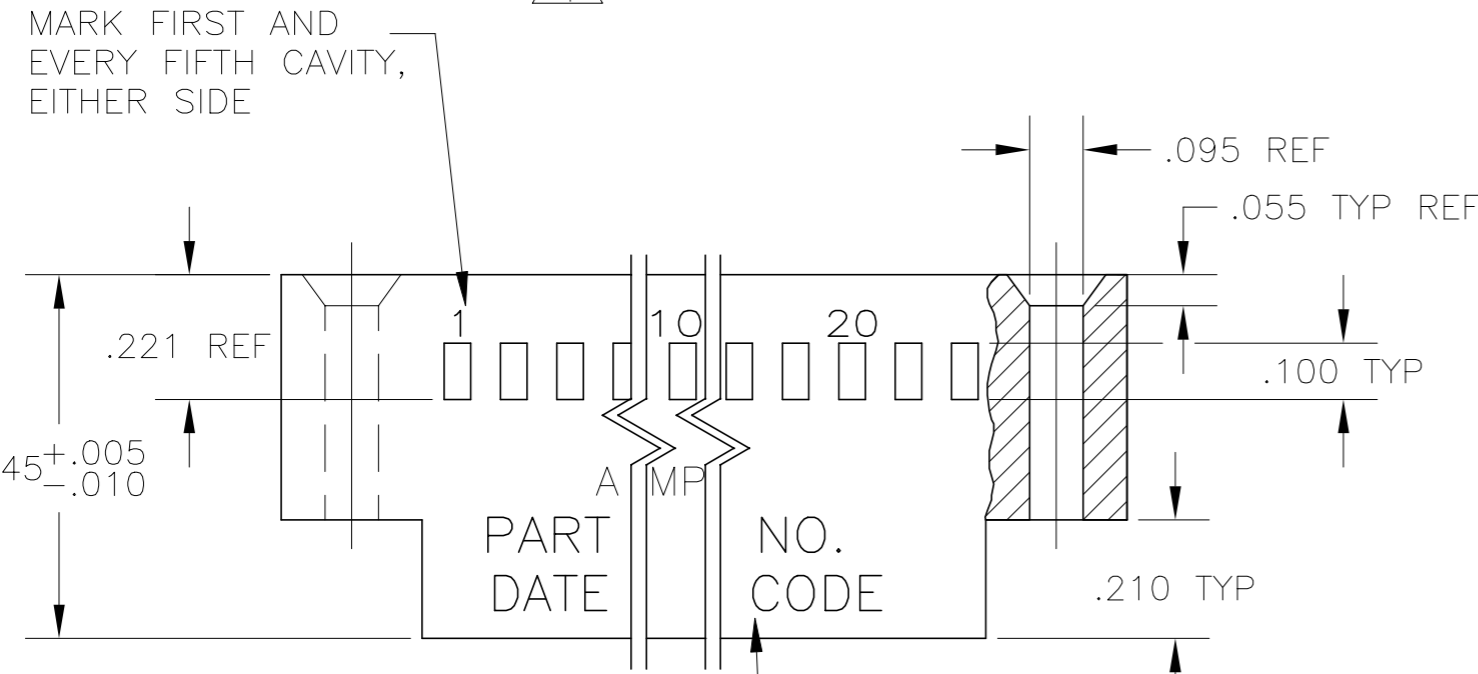


THIS DRAWING IS UNPUBLISHED. RELEASED FOR PUBLICATION
 © COPYRIGHT - TE Connectivity Ltd. ALL RIGHTS RESERVED.

REVISIONS					
P	LTR	DESCRIPTION	DATE	DWN	APVD
T1		REVISED PER ECO-10-003931	25FEB10	HMR	JO
U		REVISED PER ECO-18-000976	18MAY2018	RS	JO
U1		REVISED PER ECO-19-018707	18DEC2019	RS	JO

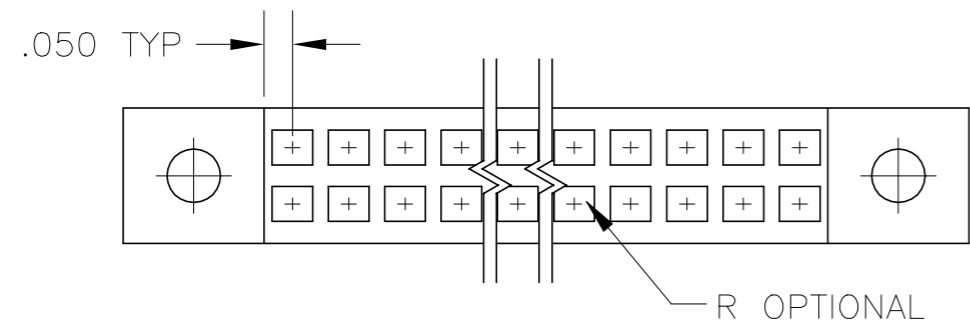


- 1 CAVITY LOCATION DIMENSIONS INCREASE IN INCREMENTS OF .100 TOLERANCE, NONCUMULATIVE.
- 2 USE EXTRACTION TOOL 91052-1 TO REMOVE RECEPTACLE CONTACTS.
- 3 SUPERSEDED BY 86264-4.
- 5 SUPERSEDED BY 1-86264-0.
- 6 SUPERSEDED BY 2-86264-0.



	.275	.375	.900	.100	.200	8	2-86256-6
	.375	.375	1.000	.200	.200	10	2-86256-5
OBSOLETE	.375	.475	1.100	.200	.300	12	2-86256-4
	.475	.575	1.300	.300	.400	16	2-86256-2
OBSOLETE	.575	.575	1.400	.400	.400	18	2-86256-1
	.575	.675	1.500	.400	.500	20	6 2-86256-0
OBSOLETE	.675	.675	1.600	.500	.500	22	1-86256-9
OBSOLETE	.775	.775	1.800	.600	.600	26	1-86256-7
OBSOLETE	.875	.975	2.100	.700	.800	32	1-86256-4
OBSOLETE	.975	.975	2.200	.800	.800	34	1-86256-3
OBSOLETE	1.075	1.075	2.400	.900	.900	38	1-86256-1
	1.075	1.175	2.500	.900	1.000	40	5 1-86256-0
OBSOLETE	1.175	1.275	2.700	1.000	1.100	44	86256-8
	1.375	1.475	3.100	1.200	1.300	52	3 86256-4
	E	D	C	B	A	POS	PART NUMBER

'MARK AMP', PART NO. AND DATE CODE LOCATED APPROXIMATE CENTER OF HOUSING, EITHER SIDE. PER 115-9009, AS SHOWN



THIS DRAWING IS A CONTROLLED DOCUMENT.		DWN	29AUG89	STE TE Connectivity Ltd.	
		CHK	12SEP89		
DIMENSIONS: INCHES		TOLERANCES UNLESS OTHERWISE SPECIFIED:		NAME	
		0 PLC ± -		CONNECTOR, MOD IV, CRIMP SNAP-IN, DOUBLE ROW, .100 CENTERS	
		1 PLC ± -		SIZE	
		2 PLC ± -		CAGE CODE	
		3 PLC ± .005		DRAWING NO	
		4 PLC ± -		RESTRICTED TO	
		ANGLES ± 0° 30'		A3 U C-86256	
MATERIAL		FINISH		WEIGHT	
NYLON : GLASS FILLED		-		CUSTOMER DRAWING	
COLOR - BLACK		-		SCALE 3:1	
				SHEET 1 OF 1	
				REV U1	