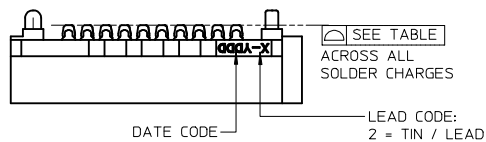
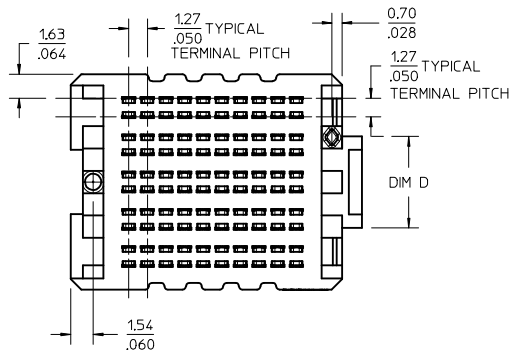


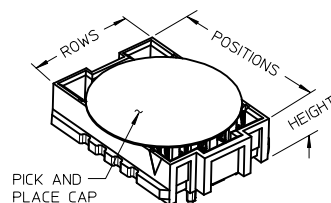
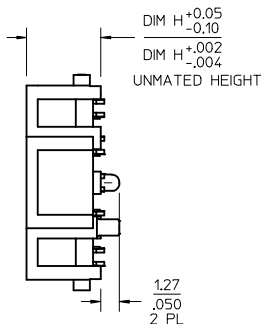
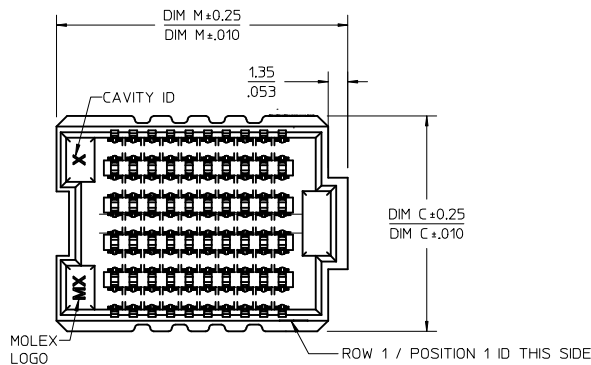
10 9 8 7 6 5 4 3 2 1



10 ROW
10 POSITION
SHOWN

NOTES:

- MATERIALS: HOUSING: LCP, GLASS FILLED, UL94V-0, BLACK
CONTACTS: COPPER ALLOY
SOLDER CHARGE: 63% TIN, 37% LEAD
- FINISH: SELECT GOLD IN CONTACT AREA: 30 MICROINCH MINIMUM
SELECT TIN IN TAIL, 50 MICROINCH MINIMUM
NICKEL UNDERPLATE OVERALL
- PRODUCT SPECIFICATION: PS-45970-001
- PACKAGING SPECIFICATION: TRAY PACK PK-45971-001
- MATES WITH SEARAY PLUG ASSEMBLY 45970
- APPLICATION SPECIFICATION: AS-45970-001
- COSMETIC SPECIFICATION: PS-45499-002 CLASS B
- PART STATUS: CONTACT MOLEX



POSITION	HEIGHT
10	0.15/.006
20	0.15/.006
30	0.15/.006
40	0.15/.006
50	0.15/.006
15	0.15/.006
25	0.15/.006
35	0.23/.009
45	0.23/.009

ROWS: 10			
DIM R: (REF)	6.5 MM.	7.5 MM.	
DIM H:	6.55/1.258	7.54/1.297	
POSITION	DIM M	MATERIAL NO	MATERIAL NO
20	32.56/1.282	45971-2313	
40	57.96/2.282		45971-4413

MATED STACK HEIGHTS
GIVEN IN MILLIMETERS (MM) FOR REFERENCE ONLY)

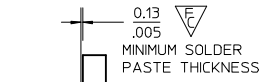
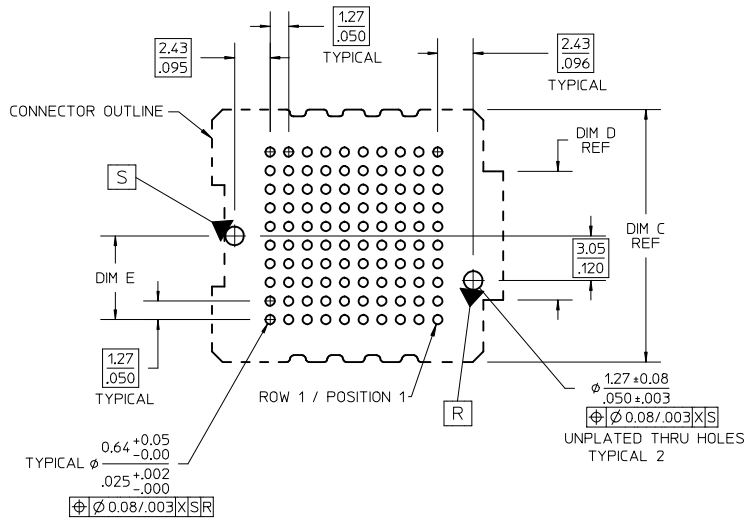
INITIAL RELEASE EC NO: UCP2015-1206 DRAWN: RWHIPPLE 2014/10/24 CHKD: DMORGAN 2014/10/24 APPR: SMILLER 2015/01/05	QUALITY SYMBOLS $\nabla F=0$ $\nabla E=0$ $\nabla D=0$	GENERAL TOLERANCES (UNLESS SPECIFIED) mm INCH 4 PLACES ± --- ± --- 3 PLACES ± --- ± .010 2 PLACES ± 0.25 ± .015 1 PLACE ± 0.38 ± --- 0 PLACE ± ±	DIMENSION STYLE MM/IN DRAWN BY DATE RWHIPPLE 2014/10/24 CHECKED BY DATE DMORGAN 2014/10/24 APPROVED BY DATE SMILLER 2015/01/05	SCALE 3:1 DESIGN UNITS INCH	THIRD ANGLE PROJECTION		
		ANGULAR ± ---° DRAFT WHERE APPLICABLE MUST REMAIN WITHIN DIMENSIONS		MATERIAL NO. SEE TABLE	DOCUMENT NO. RSD-45971-003	SHEET NO. 1 OF 2	
				SIZE B	THIS DRAWING CONTAINS INFORMATION THAT IS PROPRIETARY TO MOLEX INCORPORATED AND SHOULD NOT BE USED WITHOUT WRITTEN PERMISSION		
				TITLE SEARAY RECEPTACLE 1,277.050 CTNRS TIN/LEAD TRAY PACKAGING molex			

9 8 7 6 5 4 3 2 1

10 9 8 7 6 5 4 3 2 1

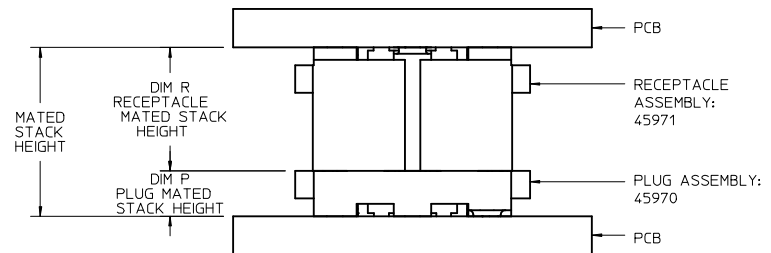
NO OF ROWS	DIM C	DIM D	DIM E
8	12.14/.478	3.70/.146	4.44/.175
10	14.68/.578	6.24/.246	5.71/.225

10 ROW
10 POSITION
SHOWN



RECOMMENDED PCB LAYOUT: COMPONENT SIDE
SOLDER SCREEN APERTURE SIZE: .890/.035 DIAMETER
PCB THICKNESS: NA

DIM P PLUG STACK HEIGHT	DIM R RECEPTACLE STACK HEIGHT	
	MM	
2.0	8.5	9.5
3.0	9.5	10.5
3.5	10.0	11.0
2.5	9.0	10.0
4.5	11.0	12.0
5.0	11.5	12.5
7.0	13.5	14.5

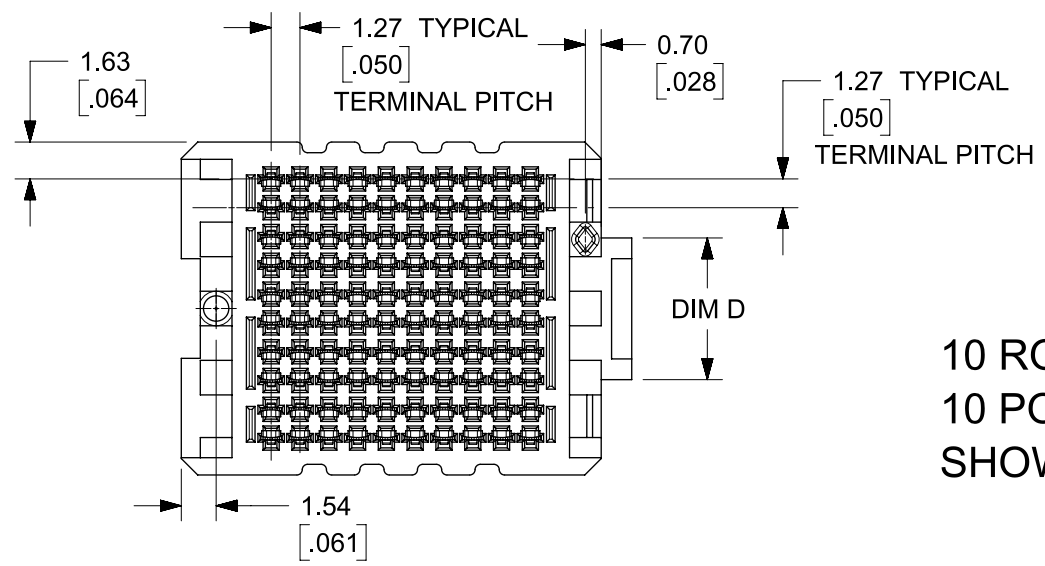


MATED STACK HEIGHTS
(GIVEN IN MILLIMETERS FOR REFERENCE ONLY)

MATED STACK HEIGHTS
GIVEN IN MILLIMETERS (MM) FOR REFERENCE ONLY

SEE SHEET 1 EC NO: UCP2015-1206 DRAWN: RWHIPPLE 2014/10/24 CHKD: DMORGAN 2014/10/24 APPR: SMILLER 2015/01/05 REV A	QUALITY SYMBOLS $\nabla F=0$ $\nabla F=2$ $\nabla F=0$	GENERAL TOLERANCES (UNLESS SPECIFIED) mm INCH 4 PLACES ± --- ± --- 3 PLACES ± --- ± .010 2 PLACES ± 0.25 ± .015 1 PLACE ± 0.38 ± --- 0 PLACE ± ±	DIMENSION STYLE MM/IN DRAWN BY: RWHIPPLE DATE: 2014/10/24 CHECKED BY: DMORGAN DATE: 2014/10/24 APPROVED BY: SMILLER DATE: 2015/01/05	SCALE: 3:1 DESIGN UNITS: INCH THIRD ANGLE PROJECTION	TITLE: SEARAY RECEPTACLE 1.27/.050 CTNRS TIN/LEAD TRAY PACKAGING molex	MATERIAL NO. SEE TABLE SHEET 1	DOCUMENT NO. RSD-45971-003	SHEET NO. 2 OF 2
	ANGULAR ± --- ° DRAFT WHERE APPLICABLE MUST REMAIN WITHIN DIMENSIONS		THIS DRAWING CONTAINS INFORMATION THAT IS PROPRIETARY TO MOLEX INCORPORATED AND SHOULD NOT BE USED WITHOUT WRITTEN PERMISSION					

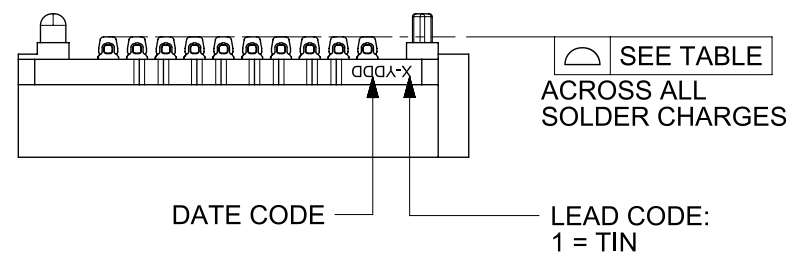
9 8 7 6 5 4 3 2 1



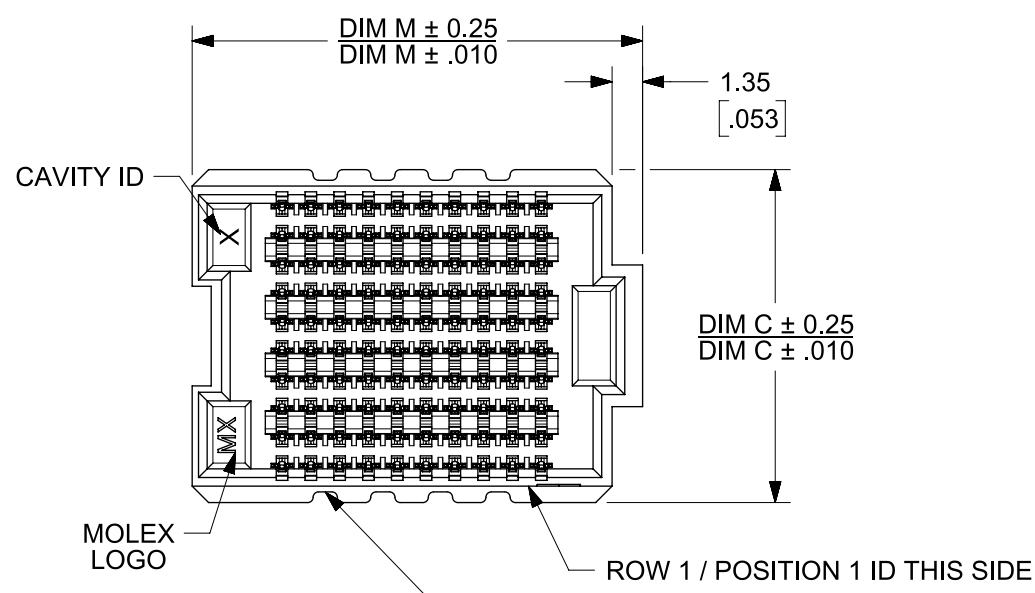
10 ROW
10 POSITION
SHOWN

NOTES:

1. MATERIALS: HOUSING: GLASS FILLED LCP (LIQUID CRYSTAL POLYMER), UL94V-0, BLACK
CONTACTS: COPPER ALLOY
SOLDER CHARGE: 95% TIN, 3.8% SILVER, 0.7% COPPER
2. FINISH: SELECT GOLD IN CONTACT AREA: 30 MICROINCH MINIMUM
SELECT TIN IN TAIL, 50 MICROINCH MINIMUM
OVERALL NICKEL UNDERPLATE
3. PRODUCT SPECIFICATION: PS-45970-001
4. PACKAGING SPECIFICATION: PK-45971-002 (TAPE AND REEL)
5. MATES WITH SEARAY PLUG ASSEMBLY SERIES 45970
6. APPLICATION SPECIFICATION: AS-45970-001
7. COSMETIC SPECIFICATION: PS-45499-002 CLASS B
8. PART STATUS: CONTACT MOLEX

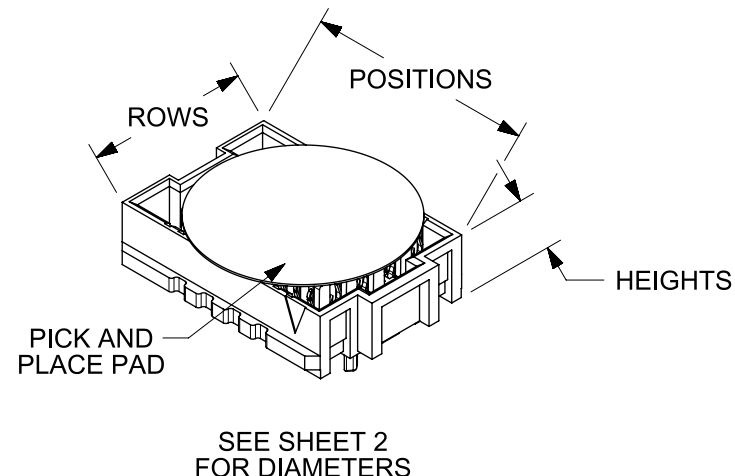
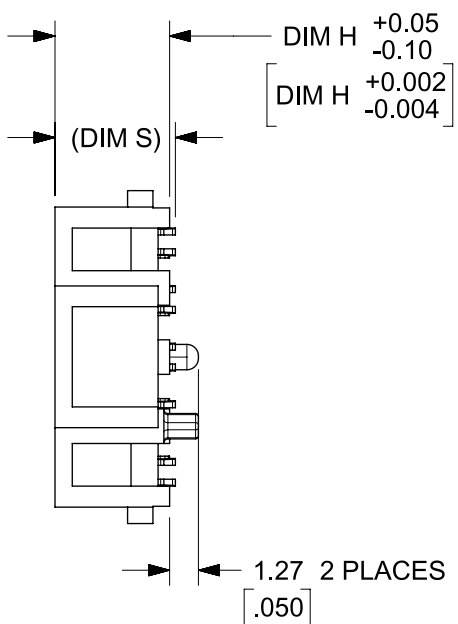


NOTE: THESE CODES MAY BE LOCATED ON EITHER SIDE OF THE HOUSING



SEE SHEET 3 FOR
8 ROW GEOMETRY &
SEE SHEET 4 FOR
6 ROW GEOMETRY

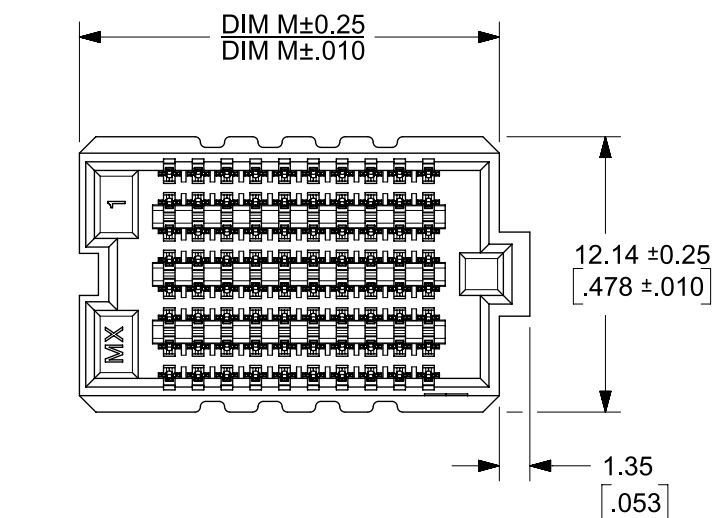
EDGE NOTCHES- SEE TABLE
(THE NUMBER OF NOTCHES INCREASES AS
THE NUMBER OF POSITIONS INCREASES)



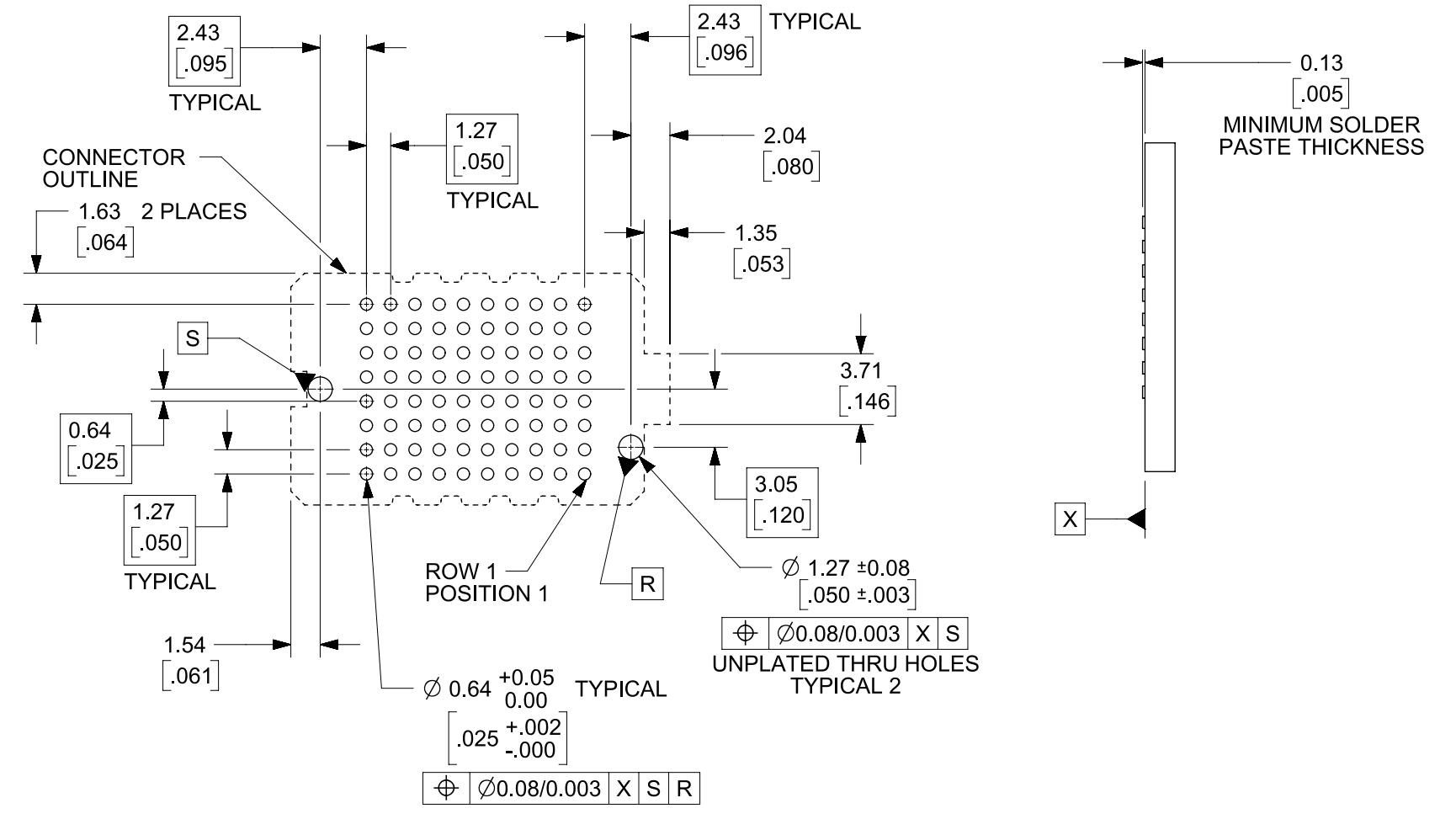
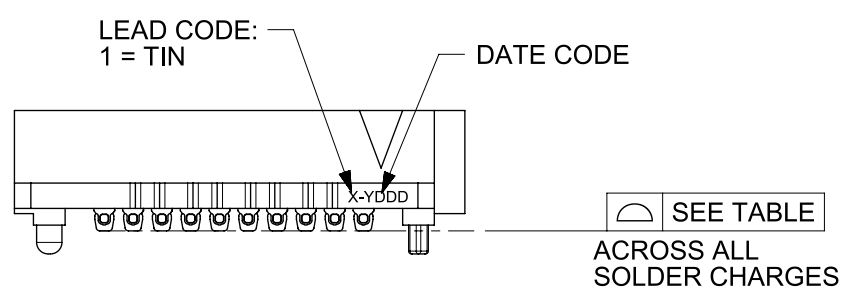
POSITIONS	TOTAL NUMBER OF EDGE NOTCHES	
10	8	0.15/.006
15	14	
20	18	
25	24	
30	28	
35	34	0.23/.009
40	38	
45	44	
50	48	

THIS DRAWING CONTAINS INFORMATION THAT IS PROPRIETARY TO MOLEX ELECTRONIC TECHNOLOGIES, LLC AND SHOULD NOT BE USED WITHOUT WRITTEN PERMISSION

DIMENSION UNITS MM/IN	SCALE 3:1	CURRENT REV DESC: UPDATE CHART		molex		
GENERAL TOLERANCES (UNLESS SPECIFIED)		EC NO: 605384				
ANGULAR TOL ± °	4 PLACES ±	DRWN: JBINGHAM	2018/10/01	PRODUCT CUSTOMER DRAWING		
3 PLACES ±	2 PLACES ± 0.25	CHK'D: DMCGOWAN	2018/10/03	DOCUMENT NUMBER		
1 PLACE ± 0.38	0 PLACES ±	APPR: DMCGOWAN	2018/10/03	SD-45971-001		
DRAFT WHERE APPLICABLE MUST REMAIN WITHIN DIMENSIONS	THIRD ANGLE PROJECTION	INITIAL REVISION:	2005/05/17	DOC TYPE	DOC PART	REVISION
		DRWN: TGREGORI	2010/03/05	PSD	001	Y2
		APPR: JCOMERCI		MATERIAL NUMBER	CUSTOMER	SHEET NUMBER
				SEE TABLES SHT 5	GENERAL MARKET	1 OF 5

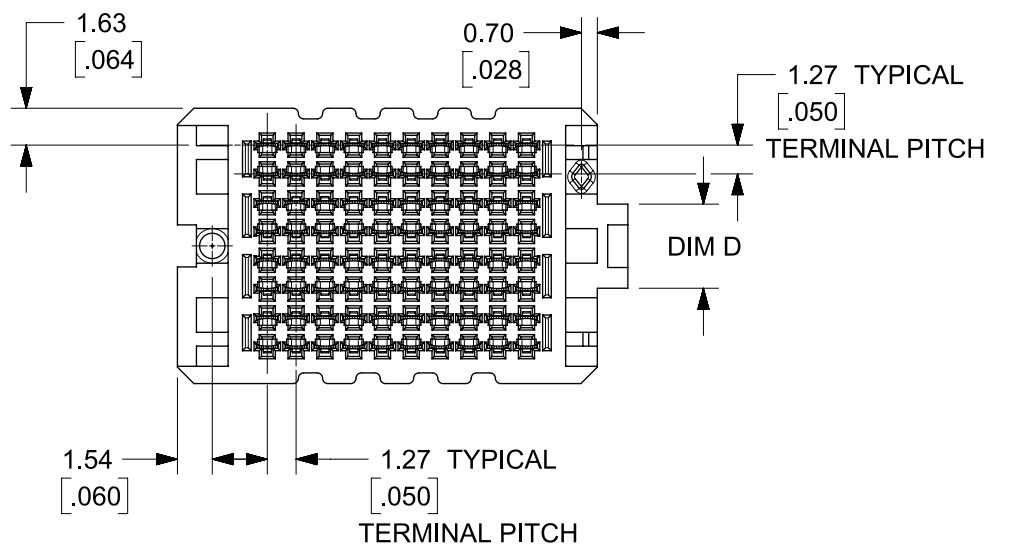
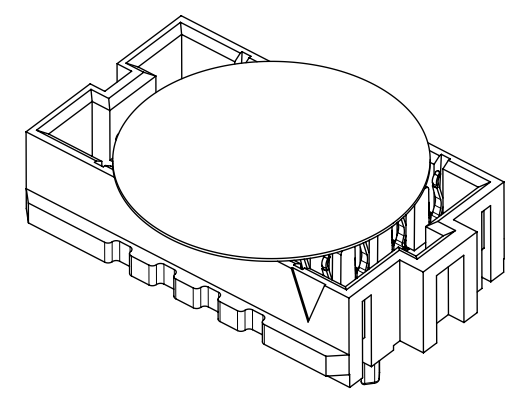


NOTE: THESE CODES MAY BE LOCATED ON EITHER SIDE OF THE HOUSING



RECOMMENDED PCB LAYOUT: COMPONENT SIDE
 SOLDER SCREEN APERTURE SIZE: 0.089/0.035 DIAMETER
 PCB THICKNESS: N/A

8 ROW 10 POSITION SHOWN

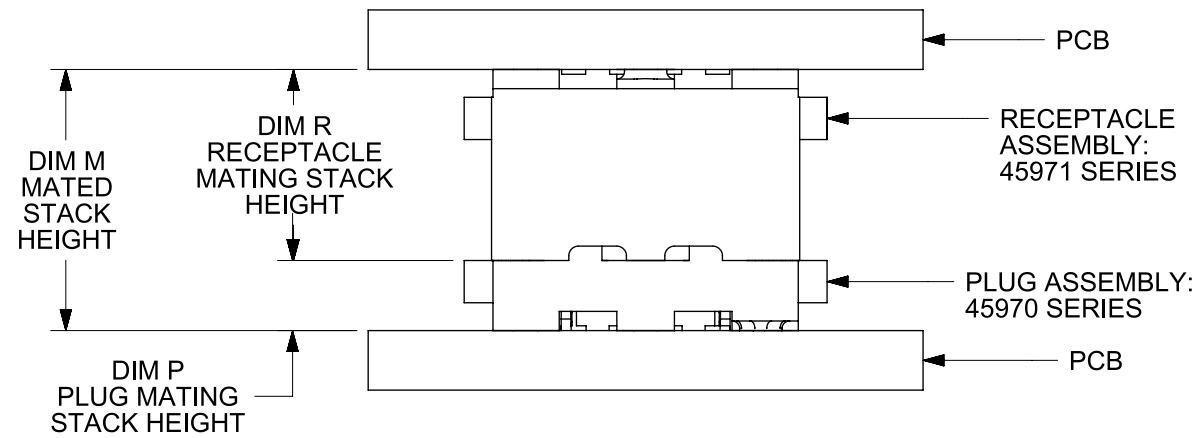


SEE SHEET 4 FOR 6 ROW GEOMETRY

THIS DRAWING CONTAINS INFORMATION THAT IS PROPRIETARY TO MOLEX ELECTRONIC TECHNOLOGIES, LLC AND SHOULD NOT BE USED WITHOUT WRITTEN PERMISSION											
DIMENSION UNITS		SCALE		CURRENT REV DESC: UPDATE CHART							
MM/IN		3:1									
GENERAL TOLERANCES (UNLESS SPECIFIED)				EC NO: 605384		DRWN: JBINGHAM		2018/10/01		SEARAY	
ANGULAR TOL ± °				CHK'D: DMCGOWAN		2018/10/03		RECEPTACLE ASSEMBLY 1.27/.050 CENTERS		PRODUCT CUSTOMER DRAWING	
4 PLACES ±				APPR: DMCGOWAN		2018/10/03		DOCUMENT NUMBER		DOC TYPE DOC PART REVISION	
3 PLACES ±				INITIAL REVISION:				SD-45971-001		PSD 001 Y2	
2 PLACES ± 0.25				DRWN: TGREGORI		2005/05/17		MATERIAL NUMBER		CUSTOMER	
1 PLACE ± 0.38				APPR: JCOMERCI		2010/03/05		SEE TABLES SHT 5		GENERAL MARKET	
0 PLACES ±				DRAFT WHERE APPLICABLE MUST REMAIN WITHIN DIMENSIONS		THIRD ANGLE PROJECTION		DRAWING		SHEET NUMBER	
				B-SIZE		45971		3 OF 5			

ROWS: 6 DIMENSION C = 9.60/.378 DIMENSION D = 5.69/.224						
DIM R: (REF)		5.0 mm	6.0 mm	6.5 mm	7.5 mm	8.0 mm
DIM H:		5.05/.199	6.04/.238	6.66/.258	7.54/.297	8.05/.317
DIM S:		5.31/.209	6.30/.248	6.92/.272	7.80/.307	8.31/.327
POSITION	DIM M	MATERIAL NO	MATERIAL NO	MATERIAL NO	MATERIAL NO	MATERIAL NO
10	19.35/0.762	45971-1165	45971-1265	45971-1365	45971-1465	45971-1565
20	32.05/1.262	45971-2165	45971-2265	45971-2365	45971-2465	45971-2565
30	44.75/1.762	45971-3165	45971-3265	45971-3365	45971-3465	45971-3565
40	57.45/2.262	45971-4165	45971-4265	45971-4365	45971-4465	45971-4565
50	70.15/2.762	45971-5165	45971-5265	45971-5365	45971-5465	45971-5565
15	25.70/1.012	45971-6165	45971-6265	45971-6365	45971-6465	45971-6565
25	38.40/1.512	45971-7165	45971-7265	45971-7365	45971-7465	45971-7565
35	51.10/2.012	45971-8165	45971-8265	45971-8365	45971-8465	45971-8565
45	63.80/2.512	45971-9165	45971-9265	45971-9365	45971-9465	45971-9565

ROWS: 10 DIMENSION C = 14.68/.578 DIMENSION D = 6.24/.246						
DIM R: (REF)		5.0 mm	6.0 mm	6.5 mm	7.5 mm	8.0 mm
DIM H:		5.05/.199	6.04/.238	6.66/.258	7.54/.297	8.05/.317
DIM S:		5.31/.209	6.30/.248	6.92/.272	7.80/.307	8.31/.327
POSITION	DIM M	MATERIAL NO	MATERIAL NO	MATERIAL NO	MATERIAL NO	MATERIAL NO
10	19.88/0.784	45971-1115	45971-1215	45971-1315	45971-1415	45971-1515
20	32.58/1.284	45971-2115	45971-2215	45971-2315	45971-2415	45971-2515
30	45.28/1.784	45971-3115	45971-3215	45971-3315	45971-3415	45971-3515
40	57.98/2.284	45971-4115	45971-4215	45971-4315	45971-4415	45971-4515
50	70.68/2.784	45971-5115	45971-5215	45971-5315	45971-5415	45971-5515
15	26.23/1.034	45971-6115	45971-6215	45971-6315	45971-6415	45971-6515
25	38.93/1.534	45971-7115	45971-7215	45971-7315	45971-7415	45971-7515
35	51.63/2.034	45971-8115	45971-8215	45971-8315	45971-8415	45971-8515
45	64.33/2.534	45971-9115	45971-9215	45971-9315	45971-9415	45971-9515



STACK HEIGHTS
GIVEN IN MILLIMETERS (mm) FOR REFERENCE ONLY

ROWS: 8 DIMENSION C = 12.14/.478 DIMENSION D = 3.70/.146						
DIM R: (REF)		5.0 mm	6.0 mm	6.5 mm	7.5 mm	8.0 mm
DIM H:		5.05/.199	6.04/.238	6.66/.258	7.54/.297	8.05/.317
DIM S:		5.31/.209	6.30/.248	6.92/.272	7.80/.307	8.31/.327
POSITION	DIM M	MATERIAL NO	MATERIAL NO	MATERIAL NO	MATERIAL NO	MATERIAL NO
10	19.88/0.784	45971-1185	45971-1285	45971-1385	45971-1485	45971-1585
20	32.58/1.284	45971-2185	45971-2285	45971-2385	45971-2485	45971-2585
30	45.28/1.784	45971-3185	45971-3285	45971-3385	45971-3485	45971-3585
40	57.98/2.284	45971-4185	45971-4285	45971-4385	45971-4485	45971-4585
50	70.68/2.784	45971-5185	45971-5285	45971-5385	45971-5485	45971-5585
15	26.23/1.034	45971-6185	45971-6285	45971-6385	45971-6485	45971-6585
25	38.93/1.534	45971-7185	45971-7285	45971-7385	45971-7485	45971-7585
35	51.63/2.034	45971-8185	45971-8285	45971-8385	45971-8485	45971-8585
45	64.33/2.534	45971-9185	45971-9285	45971-9385	45971-9485	45971-9585

MATING STACK HEIGHTS (DIMENSION R)
GIVEN IN MILLIMETERS (mm) FOR REFERENCE ONLY

DIM P PLUG STACK HEIGHT	DIM R RECEPTACLE STACK HEIGHT										
	mm	5.0		6.0		6.5		7.5		8.0	
		DIM M FULLY MATED	DIM M MAX	DIM M FULLY MATED	DIM M MAX	DIM M FULLY MATED	DIM M MAX	DIM M FULLY MATED	DIM M MAX	DIM M FULLY MATED	DIM M MAX
2.0	7.00	7.74	8.00	8.74	8.50	9.24	9.50	10.24	10.00	10.74	
3.0	8.00	8.74	9.00	9.74	9.50	10.24	10.50	11.24	11.00	11.74	
3.5	8.50	9.24	9.50	10.24	10.00	10.74	11.00	11.74	11.50	12.24	
2.5	7.50	8.24	8.50	9.24	9.00	9.74	10.00	10.74	10.50	11.24	
4.5	9.50	10.24	10.50	11.24	11.00	11.74	12.00	12.74	12.50	13.24	
5.0	10.00	10.74	11.00	11.74	11.50	12.24	12.50	13.24	13.00	13.74	
7.0	12.00	12.74	13.00	13.74	13.50	14.24	14.50	15.24	15.00	15.74	

MATED STACK HEIGHTS
GIVEN IN MILLIMETERS (mm) FOR REFERENCE ONLY

THIS DRAWING CONTAINS INFORMATION THAT IS PROPRIETARY TO MOLEX ELECTRONIC TECHNOLOGIES, LLC AND SHOULD NOT BE USED WITHOUT WRITTEN PERMISSION											
DIMENSION UNITS: MM/IN		SCALE: 3:1		CURRENT REV DESC: UPDATE CHART						molex	
GENERAL TOLERANCES (UNLESS SPECIFIED)		ANGULAR TOL ± °		EC NO: 605384		2018/10/01		SEARAY			
4 PLACES ±		3 PLACES ±		DRWN: JBRINGHAM		2018/10/03		RECEPTACLE ASSEMBLY 1.27/.050 CENTERS			
2 PLACES ± 0.25		1 PLACE ± 0.38		CHK'D: DMCGOWAN		2018/10/03		PRODUCT CUSTOMER DRAWING			
0 PLACES ±		DRAFT WHERE APPLICABLE MUST REMAIN WITHIN DIMENSIONS		APPR: DMCGOWAN		2018/10/03		INITIAL REVISION:			
THIRD ANGLE PROJECTION		DRAWING		SERIES		MATERIAL NUMBER		CUSTOMER		SHEET NUMBER	
B-SIZE		45971		SEE TABLES SHT 5		GENERAL MARKET		5 OF 5			