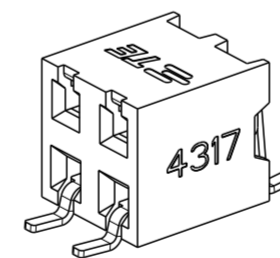
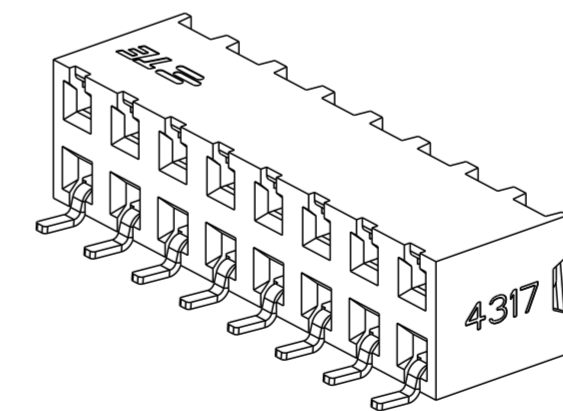


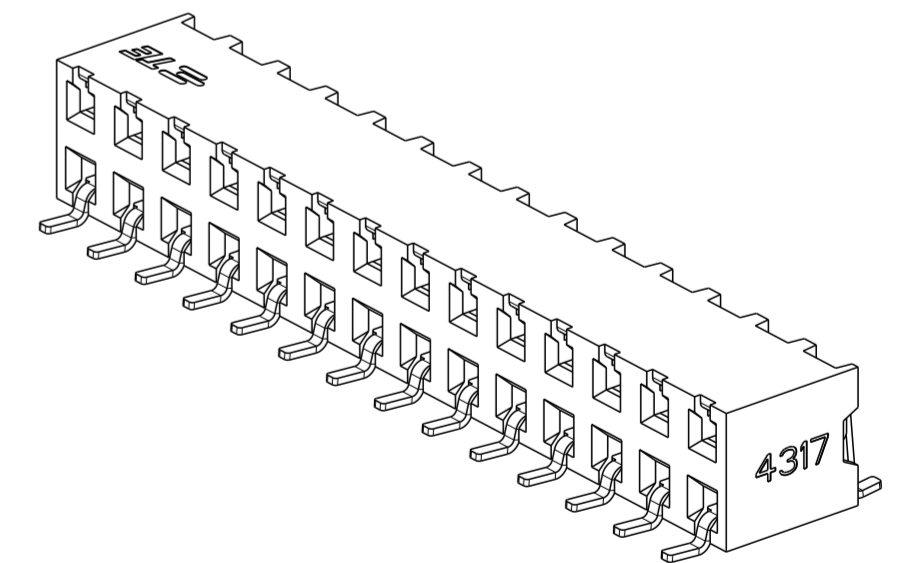
CONTACT	2
HOUSING	1
DESCRIPTION	ITEM



2MM-R-D02-HS-00-T-TR



2MM-R-D08-HS-00-T-TR



2MM-R-D14-HS-00-T-TR

REVISIONS

P	LTR	DESCRIPTION	DATE	DWN	APVD
A		RELEASE GOLD PLATED VERSIONS TO PRODUCTION	04SEP2019	AY	PS
A1		RELEASE TIN PLATED VERSIONS TO PRODUCTION	14APR2020	AY	PS
A2		SMART PN DETAILS ADDED	19APR2022	SCB	PS

NOTES:

- 1 MATERIAL:
HOUSING: LCP, UL94 V0, BLACK
CONTACT: PHOSPHOR BRONZE, 0.20mm THICK.
- 2 ALL OVER 3-5µm TIN OVER MIN 1.27µm NICKEL UNDERPLATE
- 3 CONTACT AREA: MIN 0.1µm GOLD
SOLDER TAIL: 3-5µm TIN
UNDERPLATING: MIN 1.27µm NICKEL ALL OVER
- 4 CONTACT AREA: MIN 0.38µm GOLD
SOLDER TAIL: 3-5µm TIN
UNDERPLATING: MIN 1.27µm NICKEL ALL OVER
- 5 CONTACT AREA: MIN 0.76µm GOLD
SOLDER TAIL: 3-5µm TIN
UNDERPLATING: MIN 1.27µm NICKEL ALL OVER
- 6 N = NO. OF POSITIONS PER CONNECTOR.

"N"	FG P/N	CO-PLANARITY
4 TO 20	D02 TO D10	0.08 [0.003]
22 TO 40	D11 TO D20	0.10 [0.004]
42 TO 50	D21 TO D25	0.15 [0.006]

THIS DRAWING IS A CONTROLLED DOCUMENT.

DIMENSIONS: mm [inch]	TOLERANCES UNLESS OTHERWISE SPECIFIED: 0 PLC ± 1 PLC ±0.2 2 PLC ±0.1 [0.008] 3 PLC ± [0.004] 4 PLC ± ANGLES ±2° FINISH	DWN 28NOV2017 SOURAV DAS CHK 26NOV2018 SHARATH S APVD 26NOV2018 PRASHANTH S PRODUCT SPEC 108-64040 APPLICATION SPEC 114-32186 WEIGHT -	TE Connectivity	
MATERIAL SEE NOTES	SEE NOTES	CUSTOMER DRAWING	NAME AMPMODU 2mm BiB RECEPTACLE DUAL ROW, HORIZONTAL SMD	RESTRICTED TO -
		SCALE 10:1	DRAWING NO A2 00779 C-2307728	SHEET 1 OF 2 REV A2

P	LTR	DESCRIPTION	DATE	DWN	APVD
-	-	SEE SHEET 1	-	-	-

MATING SIDE PLATING (FINISH)	BTB RECEPTACLE BASE NUMBERS	
	TAPE & REEL PKG W/O CAP	TUBE PKG W/O CAP
TIN 2	2MM-R-D__-HS-00-T-TR	2MM-R-D__-HS-00-T-TB
GOLD FLASH 0.1µm 3	2MM-R-D__-HS-00-F-TR	2MM-R-D__-HS-00-F-TB
GOLD 0.38µm 4	2MM-R-D__-HS-00-M-TR	2MM-R-D__-HS-00-M-TB
GOLD 0.76µm 5	2MM-R-D__-HS-00-H-TR	2MM-R-D__-HS-00-H-TB

SMART PART NUMBER
2MM - R - D__ - HS - 00 - __ - __

PRODUCT SERIES

2MM AMPMODU 2mm SERIES

PACKAGING

TR	TAPE AND REELING WITHOUT CAP
TB	TUBE WITHOUT CAP

GENDER / TYPE

R RECEPTACLE

PLATING

T	TIN
F	GOLD FLASH
M	15µm GOLD
H	30µm GOLD

NUMBER OF ROWS

D DOUBLE ROW

TAIL LENGTH

00 SURFACE MOUNT TECHNOLOGY

NUMBER OF PINS PER ROW

XX 02 THROUGH 25 (ENTER TWO DIGITS)

ORIENTATION & TERMINATION

HS HORIZONTAL (RIGHT ANGLE) SURFACE MOUNT TECHNOLOGY

48	50	50	2MM-R-D25-HS-00-T-TR
46	48	48	2MM-R-D24-HS-00-T-TR
44	46	46	2MM-R-D23-HS-00-T-TR
42	44	44	2MM-R-D22-HS-00-T-TR
40	42	42	2MM-R-D21-HS-00-T-TR
38	40	40	2MM-R-D20-HS-00-T-TR
36	38	38	2MM-R-D19-HS-00-T-TR
34	36	36	2MM-R-D18-HS-00-T-TR
32	34	34	2MM-R-D17-HS-00-T-TR
30	32	32	2MM-R-D16-HS-00-T-TR
28	30	30	2MM-R-D15-HS-00-T-TR
26	28	28	2MM-R-D14-HS-00-T-TR
24	26	26	2MM-R-D13-HS-00-T-TR
22	24	24	2MM-R-D12-HS-00-T-TR
20	22	22	2MM-R-D11-HS-00-T-TR
18	20	20	2MM-R-D10-HS-00-T-TR
16	18	18	2MM-R-D09-HS-00-T-TR
14	16	16	2MM-R-D08-HS-00-T-TR
12	14	14	2MM-R-D07-HS-00-T-TR
10	12	12	2MM-R-D06-HS-00-T-TR
8	10	10	2MM-R-D05-HS-00-T-TR
6	8	8	2MM-R-D04-HS-00-T-TR
4	6	6	2MM-R-D03-HS-00-T-TR
2	4	4	2MM-R-D02-HS-00-T-TR
DIM "F"	DIM "E"	N	SMART PN

SMART PN EXAMPLES:

- 2MM-R-D02-HS-00-T-TR : AMPMODU 2mm, RECEPTACLE, DOUBLE ROW, 02 POSITION PER ROW, HORIZONTAL (RIGHT ANGLE) SURFACE MOUNT TECHNOLOGY, TIN PLATED, TAPE AND REEL PACKAGING WITHOUT CAP
- 2MM-R-D25-HS-00-H-TB : AMPMODU 2mm, RECEPTACLE, DOUBLE ROW, 25 POSITION PER ROW, HORIZONTAL (RIGHT ANGLE) SURFACE MOUNT TECHNOLOGY, 30µm GOLD PLATED, TUBE PACKAGING WITHOUT CAP

THIS DRAWING IS A CONTROLLED DOCUMENT.

DWN 28NOV2017
SOURAV DAS
CHK 26NOV2018
SHARATH S
APVD 26NOV2018
PRASHANTH S



DIMENSIONS: mm [inch]	TOLERANCES UNLESS OTHERWISE SPECIFIED: 0 PLC ± 1 PLC ±0.2 2 PLC ±0.1 [0.008] 3 PLC ± [0.004] 4 PLC ± ANGLES ±2°
	PRODUCT SPEC 108-64040
MATERIAL SEE NOTES	APPLICATION SPEC 114-32186
FINISH SEE NOTES	WEIGHT -

NAME AMPMODU 2mm BtB RECEPTACLE DUAL ROW, HORIZONTAL SMD		SIZE A2	CAGE CODE 00779	DRAWING NO C-2307728	RESTRICTED TO -
CUSTOMER DRAWING			SCALE 5:1	SHEET 2 OF 2	REV A2