

V-EA-Series - UL508 Manual Motor Controller - 1 pole E-Trip



UL508 Listed
E137938



One Pole

Standard Pack: 12

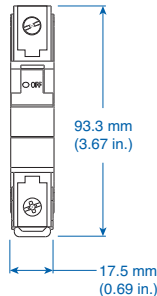
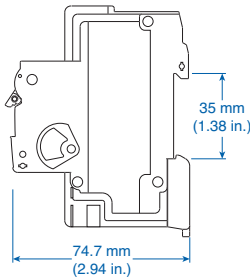
Weight:

0.3A - 32A

1.8kg (3.97 lb.)

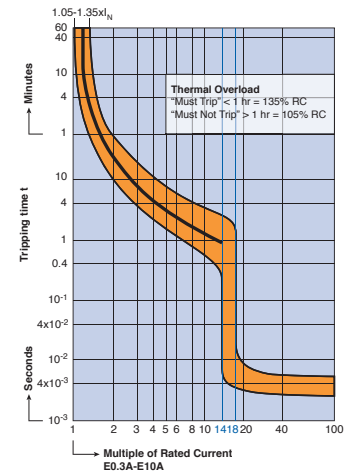
40A - 63A

1.98kg (4.37 lb.)

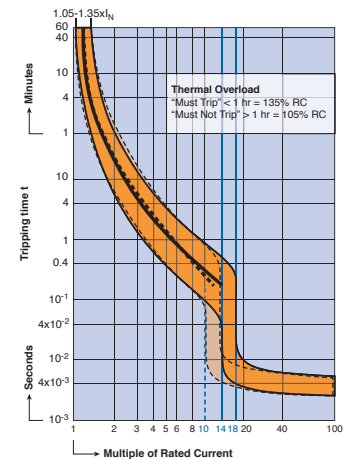


Rated Current	Type/ Cat. No.	Approvals
0.3A	1E03UM	UL, SF
0.5A	1E05UM	UL, SF
0.75A	1E075UM	UL, SF
0.8A	NA	
1.0A	1E1UM	UL, SF
1.6A	1E1.6UM	UL, SF
2.0A	1E2UM	UL, SF
2.5A	1E2.5UM	UL, SF
3.0A	1E3UM	UL, SF
3.5A	1E3.5UM	UL, SF
4.0A	1E4UM	UL, SF
5.0A	1E5UM	UL, SF
6.0A	1E6UM	UL, SF
8.0A	1E8UM	UL, SF
10A	1E10UM	UL, SF
12A	1E12UM	UL, SF
13A	1E13UM	UL, SF
15A	1E15UM	UL, SF
16A	1E16UM	UL, SF
20A	1E20UM	UL, SF
25A	1E25UM	UL, SF
30A	1E30UM	UL, SF
32A	1E32UM	UL, SF
40A	1E40UM	UL, SF
50A	1E50UM	UL, SF
60A	1E60UM	UL, SF
63A	1E63UM	UL, SF

V-EA-E Trip
0.3A Through 10A Rated Current



V-EA-E Trip
12A Through 60A Rated Current



Voltage Rating	277VAC 0.3-25A: 1 pole - 42VDC 30-60A: 1 pole - 24VDC
Short Circuit Withstand Rating (UL/CSA - Ratings)	0.3-60A (RC): 10kA with UL-listed RK5 back-up fuse or MCCB
Group Short Circuit Withstand Rating (UL/CSA - Ratings)	0.3-10A (RC): 10kA; 13-60A (RC): 5kA no branch circuit protection required
Interrupting Capacity (VDE - Ratings)	0.3-63A (RC): 10kA
Calibration Temperature	40°C (104°F)
Operating Temperature	-25°C to 55°C (-13°F to 131°F)
Storage Temperature	-40°C to 70°C (-40°F to 158°F)
Terminal Size Acceptability	Top: 18-3 AWG; Bottom: 18-2 AWG (Line/Load reversible)
Terminal Torque	20 lb.in.
Terminal Protection Degree	IP20

SHORT CIRCUIT WITHSTAND RATINGS FOR V-EA MANUAL MOTOR CONTROLLER

Trip Curve	Amp Range	Backup Protection	UL-Listed RK5-Fuse up to 10kA	UL-Listed MCCB up to 10kA	No BCP Required up to:
all	0.3 - 10A		4xRC* min 15A, max 70A	4xRC* min 15A, max 70A	10kA
all	12 - 30/32A		4xRC* max 125A	4xRC* max 125A	5kA
all	40 - 50A		4xRC* max 200A	4xRC* max 200A	5kA
all	60 / 63A		4xRC* max 250A	4xRC* max 250A	5kA

*up to nearest rated current

Standard Dual Connection Terminal

All parts are ring tongue compatible.

