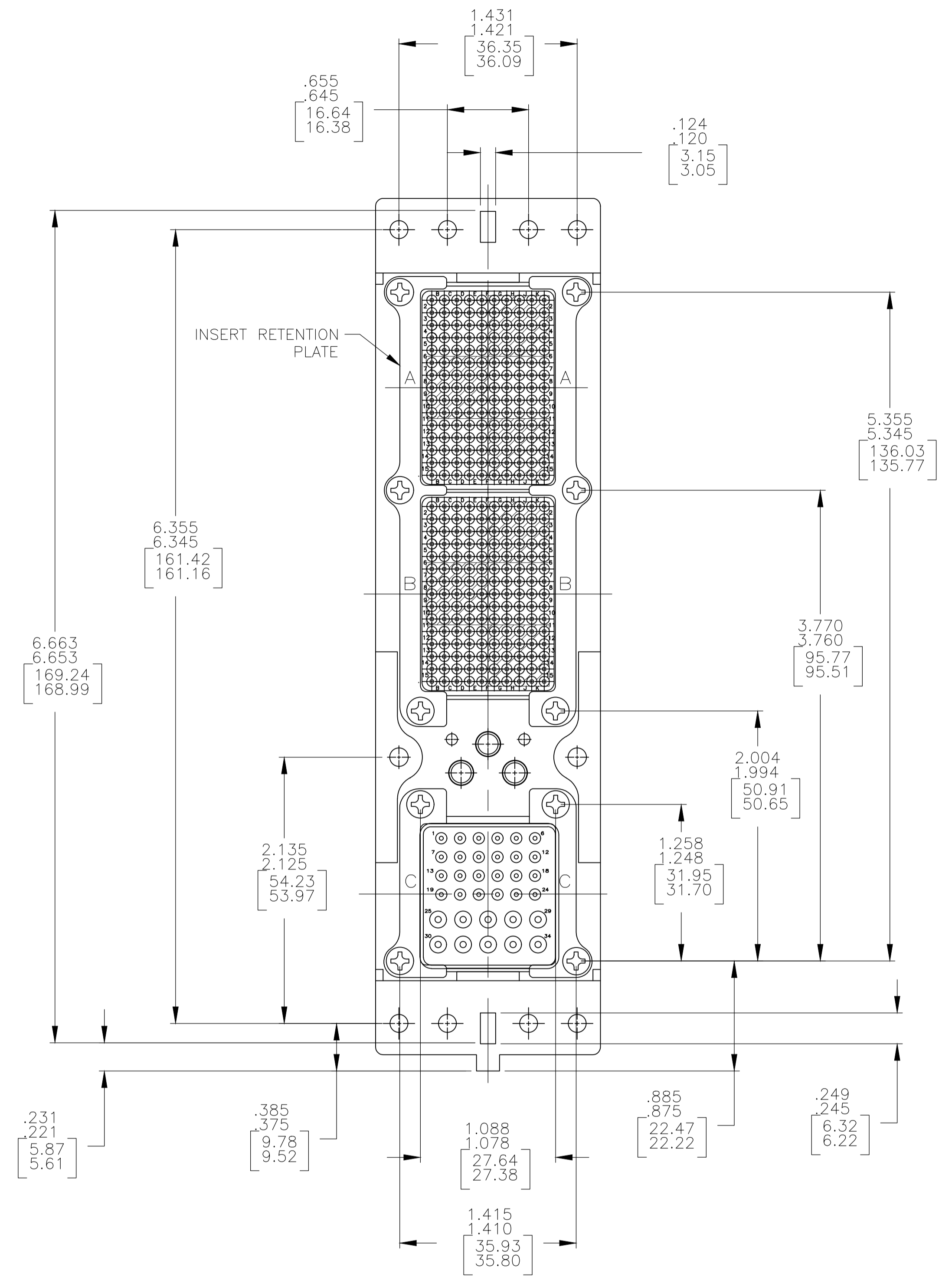
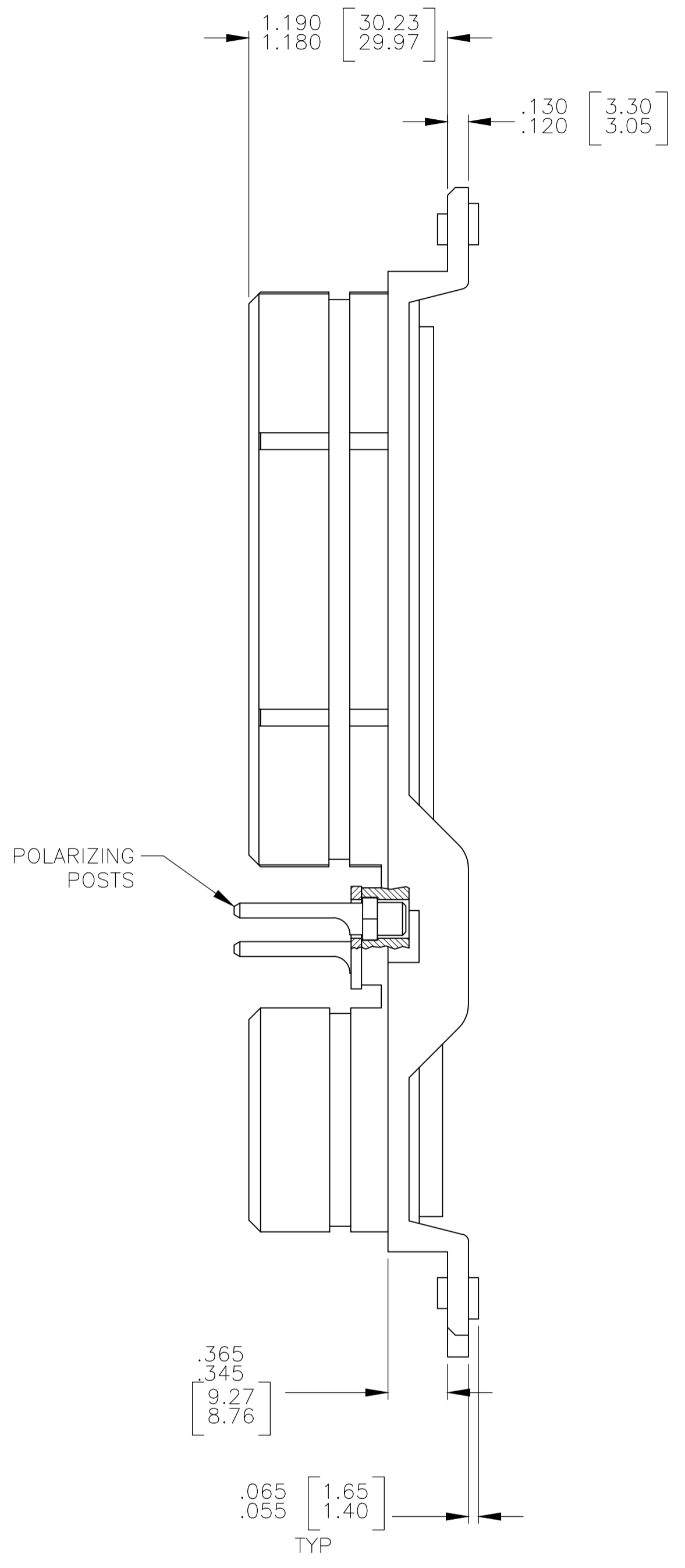
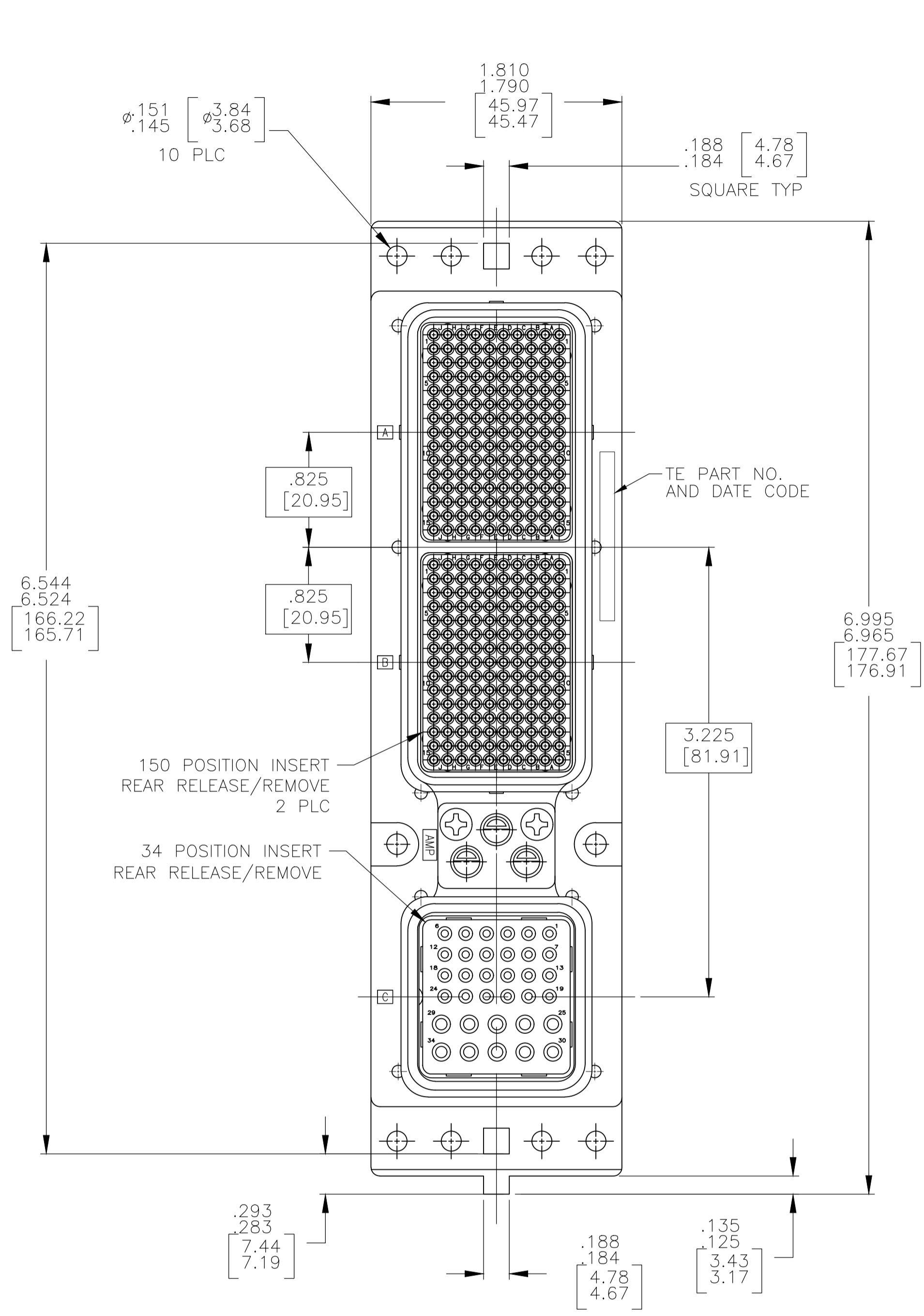


REVISIONS				
P	LTR	DESCRIPTION	DATE	DMN APVD
D	REVISED PER	ECO-17-015513	19DEC2017	PHM CT



COMPONENT	MATERIAL	FINISH
SHELL	DIE CAST ALUMINUM PER ASTM-B-85	ELECTROLESS NICKEL PER MIL-C-26074
INSERT RETENTION PLATES	ALUMINUM ALLOY PER ASTM-B-209	ELECTROLESS NICKEL PER MIL-C-26074
SCREWS	STAINLESS STEEL	PASSIVATED
POLARIZING KEYS	ZINC ALLOY PER ASTM-B-86	-
INSERTS	THERMOSET OR THERMOPLASTIC PPS PER MIL-M-24519	-
POLARIZING KEY RETAINING PLATE	ALUMINUM ALLOY PER ASTM-B-209	BLUE ANODIZED PER MIL-A-8625

PRELIMINARY NOT RELEASED FOR PRODUCTION	"02"	208262-3 (SIZE 22 CRIMP PIN CONTACT; QTY=150) MODULE A 208262-3 (SIZE 22 CRIMP PIN CONTACT; QTY=150) MODULE B 208267-2 (SIZE 20 CRIMP SKT CONTACT; QTY=24) MODULE C 208270-2 (SIZE 16 CRIMP SKT CONTACT; QTY=10)	1996413-4
PRELIMINARY NOT RELEASED FOR PRODUCTION	"01"	208262-3 (SIZE 22 CRIMP PIN CONTACT; QTY=150) MODULE A 208262-3 (SIZE 22 CRIMP PIN CONTACT; QTY=150) MODULE B 208267-2 (SIZE 20 CRIMP SKT CONTACT; QTY=24) MODULE C 208270-2 (SIZE 16 CRIMP SKT CONTACT; QTY=10)	1996413-3
	"161"	208262-3 (SIZE 22 CRIMP PIN CONTACT; QTY=150) MODULE A 208262-3 (SIZE 22 CRIMP PIN CONTACT; QTY=150) MODULE B 208267-2 (SIZE 20 CRIMP SKT CONTACT; QTY=15)	1996413-1
KEYING POSITION		CONTACTS INCLUDED AND NOT INSTALLED	PART NUMBER

- CONNECTOR DIMENSIONS ARE PER ARINC 600 SPECIFICATION.
- KEYING SHOWN IN POSITION "01" FOR ILLUSTRATION ONLY. CONNECTORS SHIPPED WITH KEYING INSTALLED IN POSITION PER TABLE. FOR POSITION "00" KEYING HARDWARE SHIPPED UNASSEMBLED.
- CONTACTS ARE PACKAGED IN A SEPARATE CONTAINER AND SHIPPED WITH CONNECTOR

THIS DRAWING IS A CONTROLLED DOCUMENT.

DMN: C.C.THOMAS 12-5-07
CHK: K.THACKSTON 12-5-07

APVD: K.THACKSTON 12-5-07

NAME: PLUG ASSY, SIZE 2, ARINC 600. (150/150/34)

SIZE: A1
CAGE CODE: 00779
DRAWING NO: 1996413

SCALE: 3:2
SHEET: 1 OF 1
REV: D

CUSTOMER DRAWING