

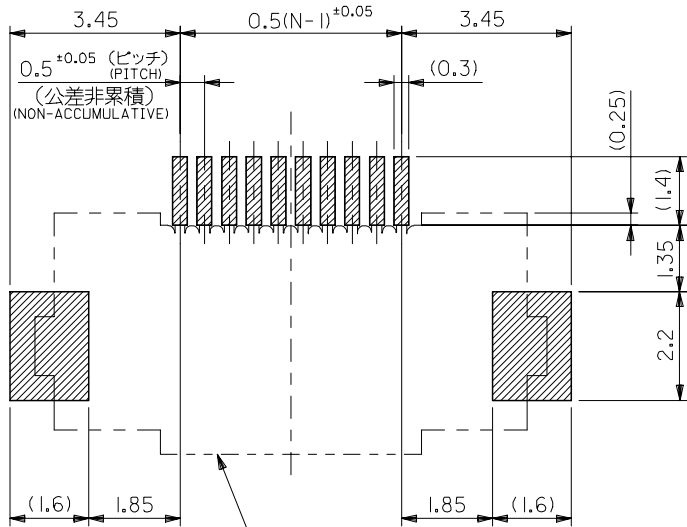
注記 NOTES

1. 使用材料 MATERIAL
- ハウジング : 46ナイロン, UL94V-0
HOUSING : 46NYLON
- アクチュエータ : PPS, UL94V-0
ACTUATOR
- ターミナル : リン青銅, 金メッキ (t=0.2)
TERMINAL : PHOS-BRO, GOLD PLATED
- 金具 : リン青銅, 錫メッキ (t=0.2)
FITTING NAIL : PHOS-BRO, Sn PLATED
- △ パターンはくり止め用金具
FITTING NAIL FOR PREVENTION OF PEELING OF P.C.B. PATTERN.
- △ ソルダテール半田付け面のズレ量、及び金具半田付け面のズレ量は、基準面 Y に対し上方向 0.05 MAX.、下方向 0.2 MAX. とし、相互のバラツキ量は 0.15 MAX. とする。
MISALIGNMENT OF SOLDER TAILS AND FITTING NAILS FROM Y UPPER DIRECTION: 0.05 MAX., LOWER DIRECTION: 0.2 MAX. OFFSET BETWEEN UPPER AND LOWER: 0.15 MAX.
- △ 偶数極に適用。
APPLY FOR EVEN CIRCUIT.
- △ 18種以上は2ヶ所、10~16種はハウジングセンター上に1ヶ所とする。
18 CKTS & MORE THAN 18 CKTS PLACED 2 POINT. 10~16 CKTS PLACED 1 POINT ON HOUSING CENTER.
6. 本製品は 52893シリーズの金メッキ品である。
THIS PRODUCT IS Au PLATING OF 52893 SERIES.

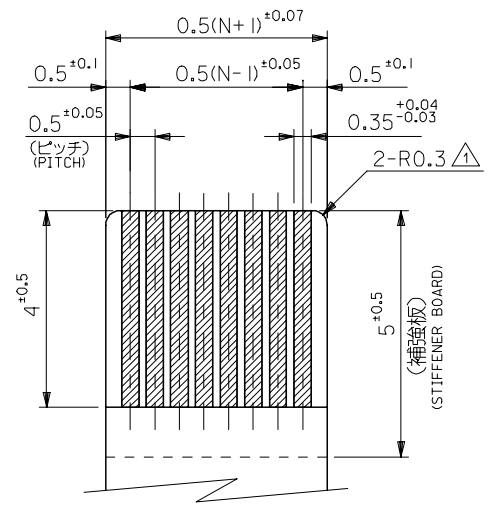
| | | | | | |
|------|------|------|------|--------------|---------------|
| 15.3 | 15.5 | 14.5 | 19.6 | 52893-3058 | 30 |
| 13.3 | 13.5 | 12.5 | 17.6 | -2658 | 26 |
| 12.3 | 12.5 | 11.5 | 16.6 | -2458 | 24 |
| 11.3 | 11.5 | 10.5 | 15.6 | -2258 | 22 |
| 10.3 | 10.5 | 9.5 | 14.6 | -2058 | 20 |
| 9.3 | 9.5 | 8.5 | 13.6 | -1858 | 18 |
| 8.8 | 9.0 | 8.0 | 13.1 | -1758 | 17 |
| 8.3 | 8.5 | 7.5 | 12.6 | -1658 | 16 |
| 7.8 | 8.0 | 7.0 | 12.1 | -1558 | 15 |
| 6.3 | 6.5 | 5.5 | 10.6 | -1258 | 12 |
| 5.3 | 5.5 | 4.5 | 9.6 | -1058 | 10 |
| 4.3 | 4.5 | 3.5 | 8.6 | 52893-0858 | 8 |
| D | C | (B) | A | MATERIAL NO. | 極数 CIRCUIT |

| | | | | | | | | | |
|--|---|--|-------|----------------------------|-------------------|--|------------------------|------------------------|--|
| REVISED EC NO: J2006-1389 DRWN: NABE1 CHKD: KTOYODA APPR: NUKITA | DESCRIPTION 2005/10/31 2005/11/01 2005/11/04 | GENERAL TOLERANCES (UNLESS SPECIFIED) | | DIMENSION STYLE MM ONLY | | SCALE --- | DESIGN UNITS METRIC | THIRD ANGLE PROJECTION | |
| | | 10 UNDER | ±0.2 | DRAWN BY M. NABE1 | DATE '05/06/07 | TITLE 0.5 FPC CONN ZIF EO HSG ASSY BTM CONT -LEAD FREE- | | | |
| | | 10 OVER 30 UNDER | ±0.25 | CHECKED BY K. TOYODA | DATE '05/06/07 | MOLEX INCORPORATED | | | |
| | | 30 OVER | ±0.3 | APPROVED BY N. UKITA | DATE '05/06/07 | | | | |
| ANGULAR ±3 ° | | DRAFT WHERE APPLICABLE MUST REMAIN WITHIN DIMENSIONS | | MATERIAL NO. SEE CHART | | DOCUMENT NO. SD-52893-044 | | SHEET NO. 1 OF 2 | |

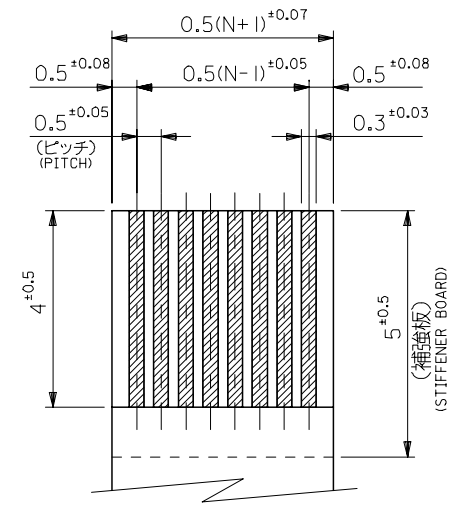
SIZE A3 THIS DRAWING CONTAINS INFORMATION THAT IS PROPRIETARY TO MOLEX INCORPORATED AND SHOULD NOT BE USED WITHOUT WRITTEN PERMISSION



コネクタ位置
CONNECTOR POSITION
参考基板レイアウト
P.C. BOARD PATTERN
DIMENSION (REF.)
(マウント面)
(MOUNTING SIDE)



適合FPC推奨寸法
APPLICABLE FPC
RECOMMENDED DIMENSION
(仕上がり厚さ: 0.3 ± 0.03)
(THICKNESS: 0.3 ± 0.03)



適合FPC推奨寸法
APPLICABLE FPC
RECOMMENDED DIMENSION
(仕上がり厚さ: 0.3 ± 0.03)
(THICKNESS: 0.3 ± 0.03)

FPCについて:

打抜き方向は、導体側から補強板側を推奨いたします。
補強フィルム材質は、ポリイミドを推奨いたします。
接着剤は、熱硬化接着剤を推奨いたします。

ABOUT FPC:

RECOMMENDED PUNCHER DIRECTION: FROM CONDUCTOR SIDE TO STIFFENER BOARD SIDE.
RECOMMENDED MATERIAL:
STIFFENER FILM: POLYIMIDE
BONDING AGENT: THERMOSETTING BONDING AGENT

注記 NOTES

△ R.O. 3は、FPCの導体部にかからないこと。
R.O.3 MUST NOT BE OVERLAPPED TO PATTERN OF FPC.

| | | | | | | | | | |
|--|---|--|--------|----------------------------|-------------------|--|------------------------|---|------------------------|
| REVISED EC NO: J2006-1389 DRWN: NABEI CHKD: KTOYODA APPR: NUKITA | DESCRIPTION 2005/10/31 2005/11/01 2005/11/04 | GENERAL TOLERANCES (UNLESS SPECIFIED) | | DIMENSION STYLE MM ONLY | | SCALE --- | DESIGN UNITS METRIC | MODEL NO. 52893-**x58 | THIRD ANGLE PROJECTION |
| | | 10 UNDER | ± 0.2 | DRAWN BY M. NABEI | DATE '05/06/07 | TITLE 0.5 FPC CONN ZIF EO HSG ASSY BTM CONT -LEAD FREE- | | | |
| | | 10 OVER 30 UNDER | ± 0.25 | CHECKED BY K. TOYODA | DATE '05/06/07 | MOLEX INCORPORATED | | | |
| | | 30 OVER | ± 0.3 | APPROVED BY N. UKITA | DATE '05/06/07 | DOCUMENT NO. SD-52893-044 | | | |
| ANGULAR ± 3 ° | | DRAFT WHERE APPLICABLE MUST REMAIN WITHIN DIMENSIONS | | MATERIAL NO. SEE CHART | | SHEET NO. 2 OF 2 | | THIS DRAWING CONTAINS INFORMATION THAT IS PROPRIETARY TO MOLEX INCORPORATED AND SHOULD NOT BE USED WITHOUT WRITTEN PERMISSION | |