


# Power OFF-delay TIMER

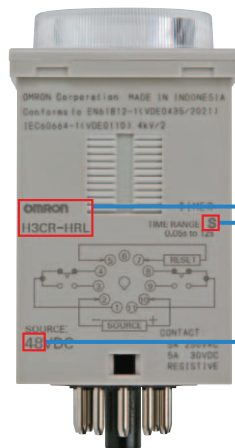
## Order Code

# H3CR-HRL DC48 S


### Dimensions (Unit: mm)



Front



Top view

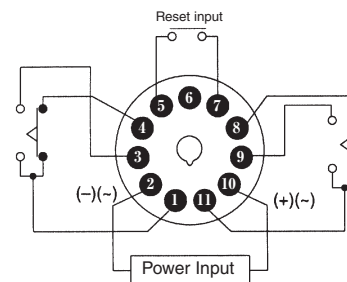


Side view

There is a case that the marks of Approval are updated.

### Pin Connection

#### H3CR-HRL (Contact Output)




Note: Leave terminal 6 open.

## Technical criteria

Rated supply voltage	48 VDC
Power On time	0.1 s min
Operating Temperature	-10 to 55 °C
Reset Input type	No-voltage input
Reset input time	0.05 s min
Output	Contact Output: Instantaneous operation/Time-limit reset/Forced reset (DPDT) 5A at 250 VAC/30 VDC, 0.15A at 125 VDC, resistive load (cosφ = 1) Minimum applied load: 10mA at 5 VDC (failure level: P, reference value) Contact materials: Ag-alloy
Accuracy of operating Time	±0.2% Full Scale max. (±0.2% FS ±10 ms max. in ranges of 0.6 and 1.2 s)
Setting error	±5% Full Scale ±50 ms max.
Operation start voltage	30% max. of rated voltage
Influence of voltage	±0.2% Full Scale max. (±0.2% FS ±10 ms max. in ranges of 0.6 and 1.2 s)
Influence of temperature	±1% Full Scale max. (±1% FS ±10 ms max. in ranges of 0.6 and 1.2 s)
Operating mode	Power OFF-delay with a reset input
Safety Standards	UL 508, CSA C22.2 No.14 CCC CE Marking under EN 61812-1, IEC 60664-1 Marine Approvals (NK, Lloyds)

For the most recent information on models that have been certified for safety standards, refer to your OMRON website.

# Nomenclature

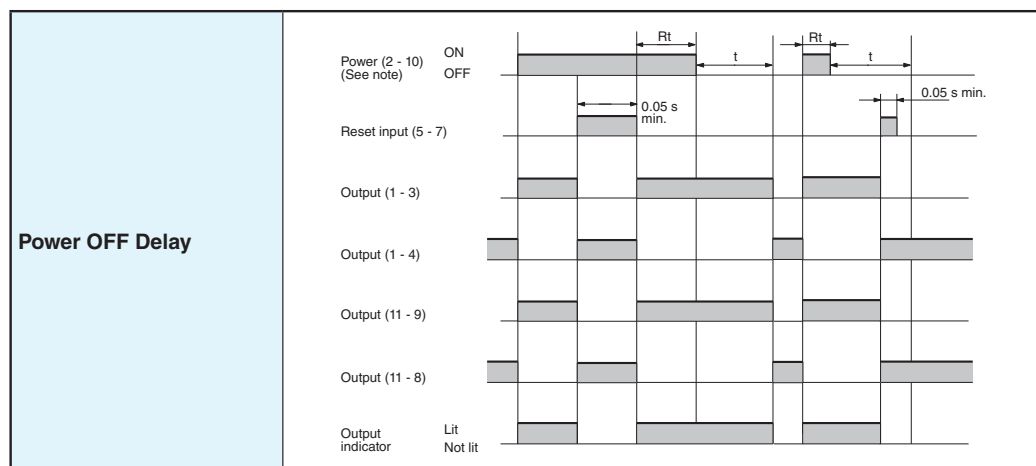


## Time range

Scale number (max.)	Time unit	S-series sec (second)
0.6	Set time range	0.05 to 0.6
1.2		0.12 to 1.2
6		0.6 to 6
12		1.2 to 12
Min. power ON time		0.1 s min.
Time-up operation repeat period		3 s min.
Forced-reset repeat period		3 s min.

**Note:** 1. If the above minimum power ON time is not secured, the H3CR may not operate. Be sure to secure the above minimum power ON time.  
 2. Do not use the Timer with a repeat period of less than 3 s. Doing so may result in abnormal heating or burning.

## Timing Chart



t: Set time

Rt: Minimum power ON time (0.1 s min.)

If the power ON time is less than this value, the Timer may not operate (i.e., output may not turn ON).

**Note:** If the power is turned ON until the set time is up, the timer will be retrigged.

## Accessories

<b>DIN rail Mount Socket</b>  P2CF-08-E/P2CF-11-E	<b>On-panel Mount Socket</b>  P3G-08/P3GA-11	<b>On-panel Mounting Adaptor</b>  Y92F-30	<b>Hard protect Cover</b>  Y92A-48B	<b>Water Proof Cover (IP66)</b>  Y92A-48N
---	--	---	---	---

**OMRON Corporation** Industrial Automation Company  
 Kyoto, JAPAN

Contact: [www.ia.omron.com](http://www.ia.omron.com)

**Regional Headquarters**

**OMRON EUROPE B.V.**

Wegalaan 67-69, 2132 JD Hoofddorp

The Netherlands

Tel: (31) 2356-81-300/Fax: (31) 2356-81-388

<https://industrial.omron.eu/en/home>

**OMRON ELECTRONICS**

Burhaniye Mah. Tunuslu Mahmut Paşa Cad. No:10

34676 Üsküdar, İstanbul

Tel: (90) 216-556-5130/Fax: (90) 216-556-5160

<https://industrial.omron.com.tr>

© OMRON Corporation 2018 All Rights Reserved.  
 In the interest of product improvement,  
 specifications are subject to change without notice.

Cat. No. L190-E1-01

0318 (0318)