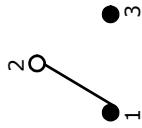


P.C.B. LAYOUT

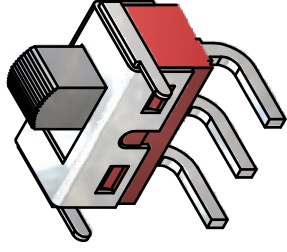
SWITCH FUNCTION		
POS. 1	POS. 2	POS. 3
ON	OFF	ON
2-1	OPEN	2-3



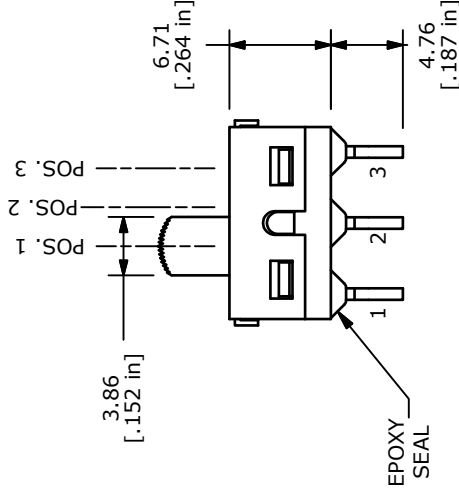
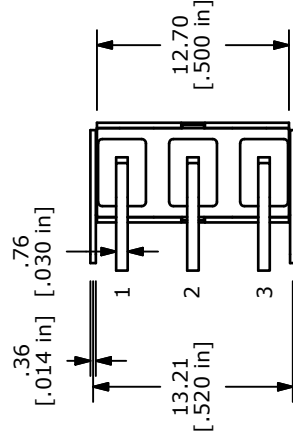
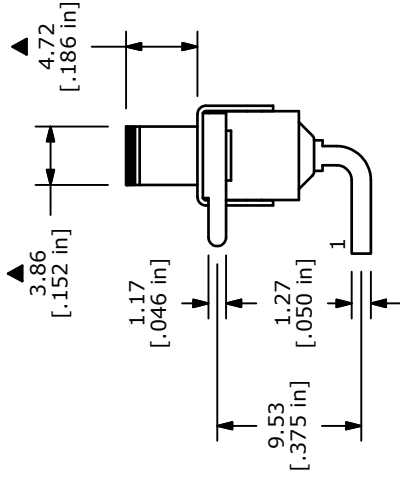
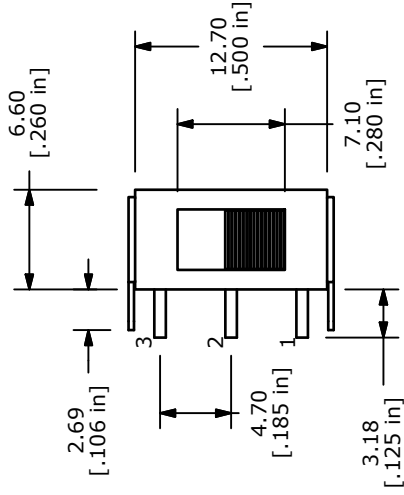
CIRCUIT: SPDT

NOTE:

1. ALL DIMENSIONS IN MM [INCH]
2. GENERAL TOLERANCE: X.X=±0.4  
X.XX=±0.25
3. TERMINAL NUMBERS FOR REF ONLY
4. PLATING MATERIAL: GOLD
5. CONTACT RATING: 4VA MAX. @ 20V MAX (AC OR DC)
6. ELECTRIC LIFE: 30,000 ACTUATIONS AT FULL LOAD.
7. INSULATION RESISTANCE: 1,000 MEGA-OHM MIN.
8. DIELECTRIC STRENGTH: 1,000 V RMS @SEA LEVEL.
9. OPERATING TEMP.: -30°C to 85°C
10. ▲ DENOTES CRITICAL PARAMETER.
11. CONTACT RESISTANCE: 10m OHM MAX INITIAL @ 2-4VDC
12. 2002/95/EC (ROHS) COMPLIANT.



ISOMETRIC



TITLE 500SSP3S1M6REA

B	19560	DRAWING UPDATE	1/5/11	BGL
REV	PCR NO	DESCRIPTION	DATE	BY

THE INFORMATION CONTAINED IN THIS DOCUMENT IS PROPRIETARY TO E-SWITCH AND IS NOT TO BE COPIED OR TRANSFERRED

SCALE 2:1 DATE 1/5/2011

DR BGL

DWG T522004

REV B