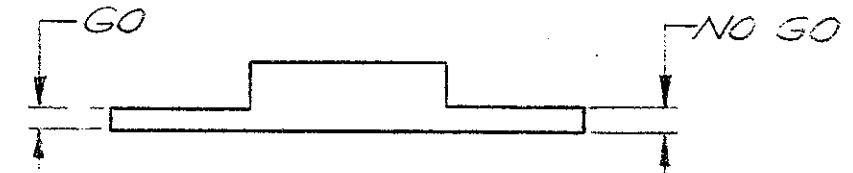
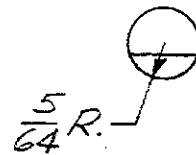
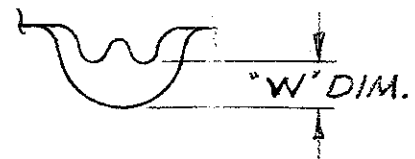


SUPERSEDED BY IS-1542

GAGE DIMENSIONS APPLY WHEN TOOL IS BOTTOMED BUT NOT UNDER PRESSURE.

FOR REPLACEMENT OF PARTS OTHER THAN LISTED, TOOL SHOULD BE RETURNED TO OUR FACTORY TO INSURE PROPER CERTI-CRIMP ADJUSTMENT.



SUGGESTED PLUG GAGE

"W" DIM.	
GO	NO GO
.069	.075

QTY	NUMBER	NAME	REMARKS	ITEM NO
2	21045-6	RING - RETAINING		6
1	300449	PIN - RETAINING		5
1	39364	SPRING		4
1	39366	COLLAR		3
2	300432	PIN - RETAINING		2
4	21045-3	RING - RETAINING		1

REV	DATE	BY	CHK	DESCRIPTION
K	7-7	B.S.	EF	SUP'D BY IS-1542
J	4-12	C.M.	C.M.	REVISED
H	3-1	C.M.	C.M.	REVISED
G	2-3			REDRAWN

NO	DESCRIPTION	REQUIRED PER ASSEMBLY
1		
2		
3		
4		
5		
6		

DWG SIZE		NUMBER		NAME		REMARKS		ITEM NO	
© 1952 BY AMP INCORPORATED. ALL RIGHTS RESERVED. AMP PRODUCTS COVERED BY PATENTS AND/OR PATENTS PENDING.									
DR		MATERIAL AND FINISH		CLASS		AMP INCORPORATED HARRISBURG, PENNA.			
CHK		WIRE - RANGE - INSULATION		TYPE		NO. 49592			
DE		TOLERANCE EXCEPT AS NOTED		SCALE		LOC		NO	
APP		1-1		M		B		49592	
NAME: <u>Hand 4-20-62</u> HAND TOOL ASSEMBLY									

DIMENSIONS IN INCHES DO NOT SCALE PRINT
 AMP 1288-S
 PRINTED IN U.S.A.

8 7 6 5 4 3 2