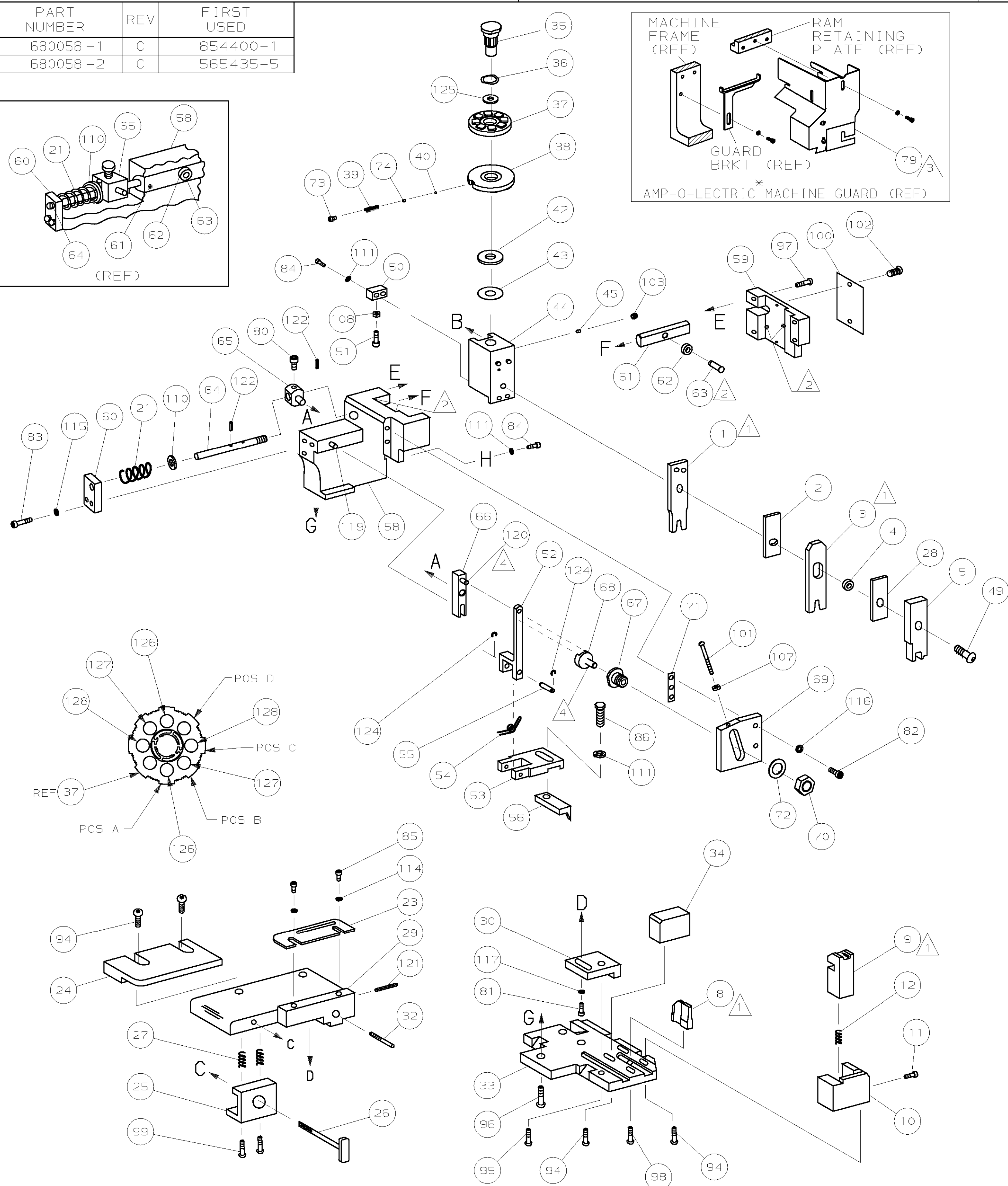
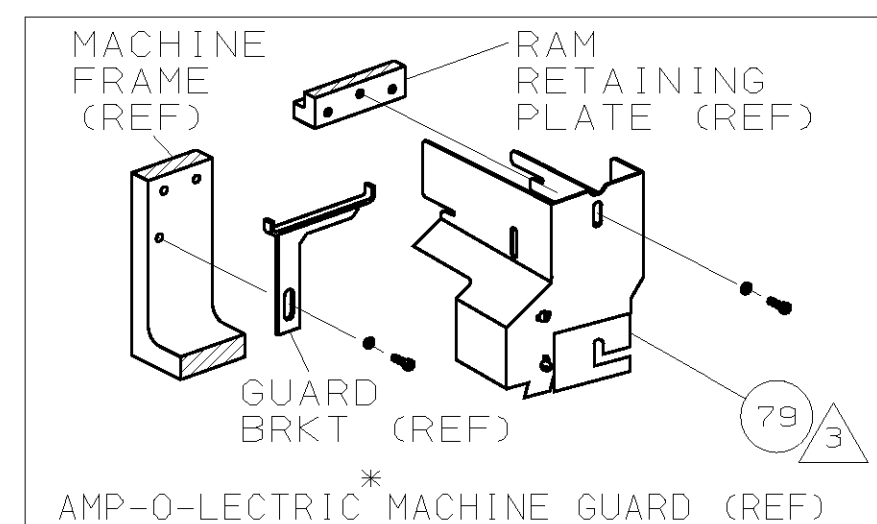
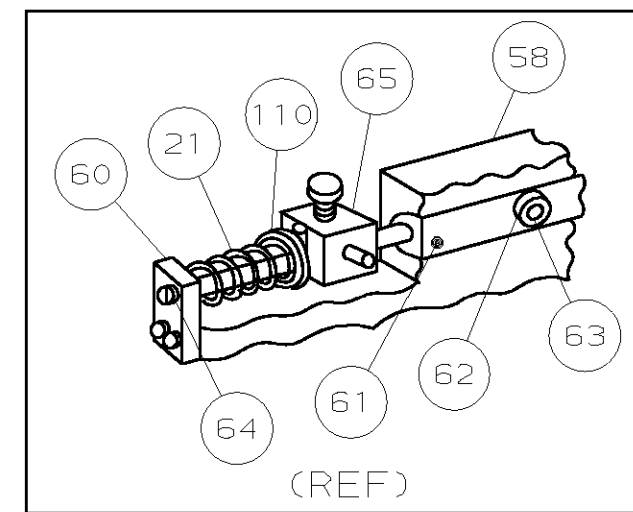


PART NUMBER	REV	FIRST USED
680058-1	C	854400-1
680058-2	C	565435-5



TERMINAL NAME: LOCKING TAB REC 3.3

962891		
--------	--	--

CRIMPING DATA

PAD LTR	CRIMP HEIGHT	WIRE SIZE	
A	.074 ±.002	2.5mm <sup>2</sup>	
B	.068 ±.002	2mm <sup>2</sup>	
C	.062 ±.002	1.5mm <sup>2</sup>	
D	NOT	USED	
CRIMP	SIZE	TYPE	RANGE
WIRE	.100	F	1.5 - 2.5mm <sup>2</sup>
INSUL	.130	0	2.1 - 2.9mm
FEED	.689	APPL INST	SET UP GAGE
			458637-1
			L1542
TERM APPL SPEC 114-18022		WIRE STRIP LENGTH -	

-1		LEADMAKER		MECH-POST FEED		
-2		AMP-0-ELECTRIC		MECH-PRE FEED		
REF	REF	-	B	22594-8	NUT, HEX (1/2-20)	70
REF	REF	-	B	240628-1	PLATE, ADJUSTMENT	69
REF	REF	-	B	240626-1	SHAFT, PIVOT	68
REF	REF	-	B	240633-1	BUSHING	67
REF	REF	-	A	455680-1	LEVER, INTERMEDIATE	66
REF	REF	-	B	240629-1	BLOCK, PIVOT	65
REF	REF	-	A	240632-2	SCREW, ADJ FEED ROD	64
REF	REF	-	B	240659-3	PIN, CAM ROLLER	63
REF	REF	-	B	240658-1	ROLLER, CAM	62
REF	REF	-	B	454398-2	ROD, FEED	61
REF	REF	-	A	454178-1	GUIDE, FEED ROD	60
REF	REF	-	C	454220-1	CAP, RAM	59
REF	REF	-	D	454485-1	HOUSING	58
						57
						56
1	1	-	B	690542-2	PAWL, FEED	55
REF	REF	-	B	240624-1	PIN, FEED FINGER	54
REF	REF	-	B	691499-1	SPRING, FEED FINGER	53
REF	REF	-	B	690541-1	HOLDER, FEED FINGER	52
REF	REF	-	A	455679-1	LEVER, TERMINAL FEED ARM	51
1	1	-	A	811242-2	BUMPER, HOLDDOWN	50
1	1	-	A	690753-1	SPACER, TONKER	49
1	1	-	A	7-21002-9	BOLT, CRIMPER (5/16x1.00)	48
1	-	-	B	690602-5	CAM, PRE-FEED 1 1/8 ST	47
-	1	-	B	690501-4	CAM, POST-FEED 1 5/8 ST	46
1	1	-	B	459456-1	APPLICATOR, BASIC (SUBASSY)	45
1	1	-	A	690191-1	PLUG, NYLON	44
1	1	-	C	455673-1	RAM	43
1	1	-	A	690125-1	WASHER, LAMINATED	42
1	1	-	A	690124-1	WASHER, RAM	41
						40
1	1	-	A	23241-6	BALL, STEEL	39
1	1	-	A	690170-1	SPRING, COMPRESSION	38
1	1	-	C	690142-1	DISC, INSULATION	37
1	1	-	D	354777-1	WIRE DISC, PLASTIC	36
1	1	-	A	22480-5	WASHER, SPRING	35
1	1	-	B	690212-1	POST, RAM	34
1	1	-	B	690786-3	SUPPORT, TERMINAL	33
REF	REF	-	D	455675-1	PLATE, BASE	32
1	1	-	A	690432-3	SCREW, ADJUSTMENT	31
						30
REF	REF	-	B	455689-1	BLOCK, STRIP GUIDE ADJ	29
1	1	-	C	455671-1	PLATE, STRIP GUIDE	28
1	1	-	C	1-455888-5	SPACER, FRONT SHEAR DEP	27
2	2	-	A	1-22284-0	SPRING, DRAG	26
1	1	-	B	690546-1	LEVER, DRAG RELEASE	25
1	1	-	B	240792-1	DRAG, TERMINAL	24
1	1	-	D	8-690504-9	GUIDE, STRIP (REAR)	23
1	1	-	A	690438-1	GUIDE, STRIP (FRONT)	22
-	1	-	B	690472-2	STRIPPER	21
REF	REF	-	A	4-22284-9	SPRING, FEED RETURN	20
1	-	-	A	679218-1	STRIPPER WIRE STOP ASSY	19
1	-	-	B	458949-1	STRIPPER	18
						17
						16
						15
						14
						13
1	1	-	A	5-22280-0	SPRING, SHEAR	12
1	1	-	B	690461-1	STOP, SHEAR	11
1	1	-	C	679625-1	HOLDER, SHEAR (FRONT)	10
1	1	-	C	454276-1	SHEAR, FLOAT (FRONT)	9
1	1	-	C	8-854014-2	ANVIL	8
						7
						6
1	1	-	C	1-455889-4	DEPRESSOR, SHEAR (FRONT)	5
1	1	-	B	238011-2	SPACER, BLOCK CRIMPER	4
1	1	-	C	1-456135-6	CRIMPER, INSULATION	3
1	1	-	C	1-455888-0	SPACER, CRIMPER	2
1	1	-	C	2-456407-0	CRIMPER, WIRE	1

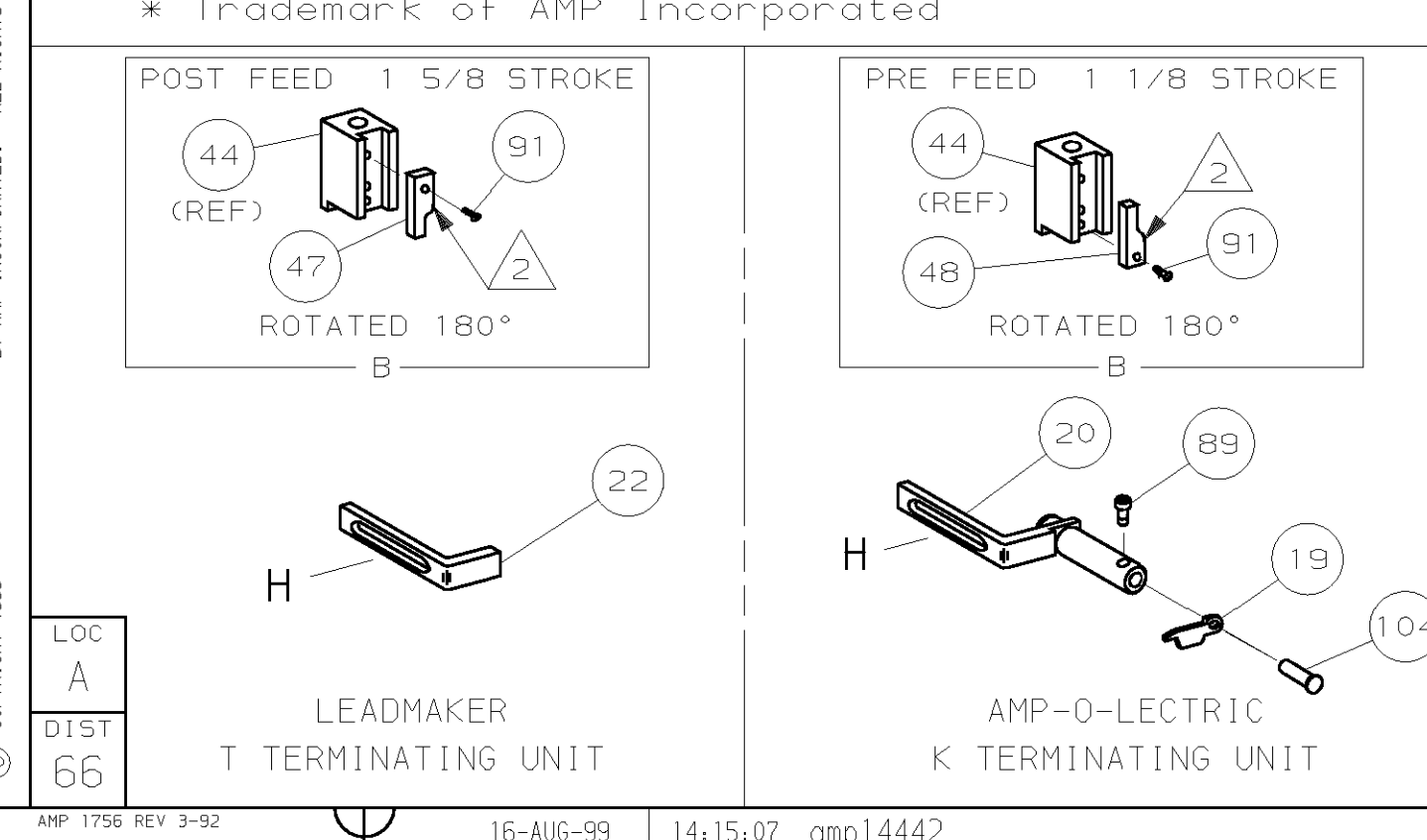
QTY	REV	U/M	DWG SIZE	PART NO	DESCRIPTION	ITEM NO
2	2	-	C	9-354778-7	PIN, WIRE DISC (.2980)C	129
2	2	-	C	8-354778-5	PIN, WIRE DISC (.2920)B	128
2	2	-	C	7-354778-3	PIN, WIRE DISC (.2860)A	126
1	1	-	A	986950-1	WASHER, FLAT PRECISION	125
REF	REF	-	A	21045-3	RING, RET "C" (Ø.187)FD FING PIN	124
						123
REF	REF	-	A	5-21028-1	PIN, SLT SPR (Ø.125x.50)ADJ ROD	122
1	1	-	A	4-21028-0	PIN, SLT SPR (Ø.093x.75)ST GDE PL	121
REF	REF	-	A	1-21030-1	PIN, DOWEL (Ø.187x.50)LEVER	120
REF	REF	-	A	1-21030-6	PIN, DOWEL (Ø.187x1.25)HOUSING	119
						118
1	1	-	A	21024-5	WASHER, LOCK (#10)ADJ BLOCK	117
REF	REF	-	A	21024-5	WASHER, LOCK (#10)ADJ PLATE	116
REF	REF	-	A	21024-5	WASHER, LOCK (#10)FEED GDE ROD	115
2	2	-	A	21024-2	WASHER, LOCK (#4)FRONT STP GUIDE	114
						113
						112
4	4	-	A	21024-4	WASHER, LOCK (#8)STRIPPER	111
REF	REF	-	A	21899-4	WASHER, FLAT (Ø5/16)SCREW ADJ	110
						109
1	1	-	A	21018-5	NUT, HEX (NO. 6)HOLDDOWN	108
REF	REF	-	A	21018-5	NUT, HEX (6-32)FEED ADJ	107
						106
						105
1	-	-	A	992031-1	PIN, CLEVIS	104
1	1	-	A	21009-2	SCR, SKT SET (1/4-20x.25 LW)RAM	103
2	2	-	A	21017-2	SCR, DRIVE (#2x.19)ID PLATE	102
REF	REF	-	A	6-23715-5	SCR, PAN HD (6-32x1.50)FEED ADJ	101
1	1	-	B	461264-1	PLATE, IDENTIFICATION	100
2	2	-	A	3-21002-0	SCR, BHC (10-32x.88)DRAG	99
1	1	-	A	22733-8	SCR, BHC (8-32x.38 LW)ANVIL	98
REF	REF	-	A	2-21002-9	SCR, BHC (10-32x.75)CAP	97
REF	REF	-	A	2-22733-8	SCR, BHC (1/4-20x.62)HOUSING	96
REF	REF	-	A	2-21002-7	SCR, BHC (10-32x.50)56 ADJ BLOCK	95
6	6	-	A	2-21002-2	SCR, BHC (8-32x.50)SHEAR	94
						93
						92
1	1	-	A	1-21002-7	SCR, BHC (6-32x.38)CAM	91
						90
1	-	-	A	7-21000-9	SCR, SHC (4-40x.19)STRIPPER	89
						88
						87
1	1	-	A	2-22603-0	SCR, HEX HD (8-32x.31)FEED FINGER	86
2	2	-	A	1-21000-3	SCR, SHC (4-40x.25)F ST GUIDE	85
3	3	-	A	2-21000-7	SCR, SHC (8-32x.50)STRIPPER	84
REF	REF	-	A	3-21000-7	SCR, SHC (10-32x.75)FEED ROD GD	83
REF	REF	-	A	3-21000-6	SCR, SHC (10-32x.62)FD ADJ BLK	82
1	1	-	A	3-21000-4	SCR, SHC (10-32x.38)56 ADJ BL	81
REF	REF	-	A	3-21000-4	SCR, SHC (10-32x.38)PIVOT BLK	80
REF	-	-	B	455749-1	GUARD, WINDOW	79
						78
						77
						76
						75
1	1	-	A	690603-1	SPRING, ASSIST	74
1	1	-	A	23030-1	SCR, SKT CAP (6-32x.25)CP DSC	73
REF	REF	-	A	458109-1	WASHER, SPECIAL	72
REF	REF	-	A	690517-1	SPACER	71

QTY REOD PER ASSY

QTY	REV	U/M	DWG SIZE	PART NO	DESCRIPTION	ITEM NO
-2	-1	U/M	DWG SIZE	PART NO	DESCRIPTION	ITEM NO
REVISION OF EACH ASSY NO (WHEN BLANK, USE DWG REVISION)						
PARTS LIST						
C				0150-9478-99	TE	AUG99
B				ECN 0150-5467-94	CE	5-94
A				0150-5179-94	CE	2-94
P/F	LTR	REVISION RECORD	APP	DATE		

QTY REOD PER ASSY

QTY	REV	U/M	DWG SIZE	PART NO	DESCRIPTION	ITEM NO
-2	-1	U/M	DWG SIZE	PART NO	DESCRIPTION	ITEM NO
REVISION OF EACH ASSY NO (WHEN BLANK, USE DWG REVISION)						
PARTS LIST						
MATL	-	HT TR	-	FIN	-	
DIMENSIONS IN INCHES. DO NOT SCALE PRINT. TOLERANCES UNLESS OTHERWISE SPECIFIED:						
DR 11/12/93 APP 11/18/93						
JC BAKER B. WOLFE						
CHK 11/18/93 REL 12/2/93						
C. ERISMAN B. MORGAN						
AMP Incorporated Harrisburg, PA 17105-3608						
NAME: SIDE FEED HDM APPLICATOR MACHINE REF: MINI APPL						
SCALE	-	DWG NO	680058	SHEET	1 OF 1	REV C
REMOVE BURRS, BREAK SHARP EDGES R.015 MAX						
CASE CODE: 00779 CUSTOMER AND ASSEMBLY DRAWING 1 RESTRICTED TO						



- RECOMMENDED SPARE PARTS.
- GREASE LIGHTLY.
- GUARD MUST BE IN PLACE WHEN OPERATING APPLICATOR IN AMP-0-ELECTRIC MACHINE.
- LUBRICATE DAILY USING NO. 20 MACHINE OIL.
- ITEMS WITH QTY OF REF SPECIFIED (EXCEPT ITEM 79) ARE USED ON ITEM 46.
- THIS APPLICATOR DOES NOT SHEAR THE CARRIER STRIP.

LOC A  
DIST 66