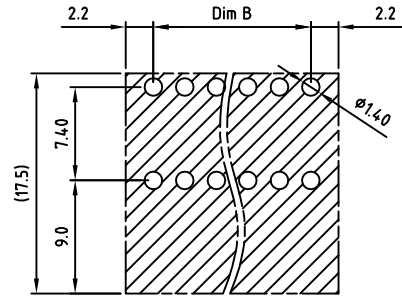
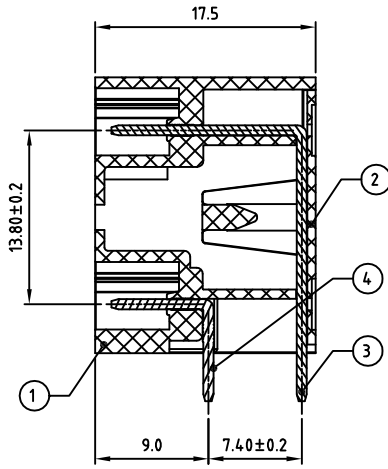
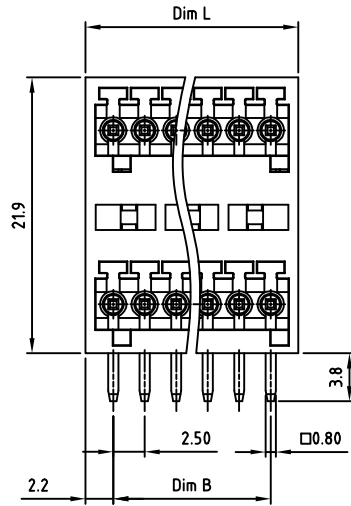



Transfer or duplication of this document as well as the utilisation or communication of its content are not permitted unless express consent is granted. Violations give rise to claims for damages. All rights reserved in case of patent, utility model or design patent registrations.



P.C.B. LAYOUT

Technical data

- 1.Nominal voltage: 150V/4A  
PITCH:2.5mm
- 2.Insulation Withstanding Voltage:  
AC1300V/MIN
- 3.Insulation Resistance:  
1000MΩ or more at DC500V
- 4.Operating temperature range:-40°C ~ 115°C
- 5.Soldering temperature range:250°C±10°C/5sec
- 6.Safety approval:
- 7.RoHS Compliance
- 8.Undimensioned Tolerances:

Dim.L=(P-1)x2.5+4.4		
Dim.B=(P-1)x2.5		
P= 1/2 number of poles(04-48)		
	Dim B	Dim L
0-30mm	±0.15	±0.20
over 30mm-60mm	±0.20	±0.25
over 60mm-90mm	±0.25	±0.30
over 90mm	±0.30	±0.40

Part No.:

**OSTVLXXB151**

- |              |                     |
|--------------|---------------------|
| No. of Poles | COLOR               |
| 02 2 Poles   | 0: Black            |
| 03 3 Poles   | 2: Red              |
| ...          | 3: Orange           |
| 24 24 Poles  | 4: Yellow           |
|              | 5: Green (Standard) |
|              | 6: Blue             |
|              | 8: Grey             |
- Nonstandard colors  
Mins could apply

4	PIN	Copper	TIN PLATED	P1/2
3	LONG PIN	Copper	TIN PLATED	P1/2
2	COVER	PA66 UL94V-0	ALL COLOR	1
1	BODY	PA66 UL94V-0	ALL COLOR	1
ITEM	NAME OF PART	MATERIAL	NOTES	Q'TY
DWG.	WF. Zhang	DATE	2016.03.31	UNITS: MM SHEET: 1 OF 1 Tolerance
CHK.	WF. Zhang	DATE	2016.09.20	SCALE: NONE 4:1 ( : ) REV.: A
APP.		DATE		TITLE: OSTVL 2.5 Series Close type Right angle(90D)
				PART NO. OSTVLXXB151
				DWG NO. OSTVLXXB151.dwg

	SIGN	DESCRIPTION	CHK.	DATE
--	------	-------------	------	------

ON-SHORE TECHNOLOGY, INC.