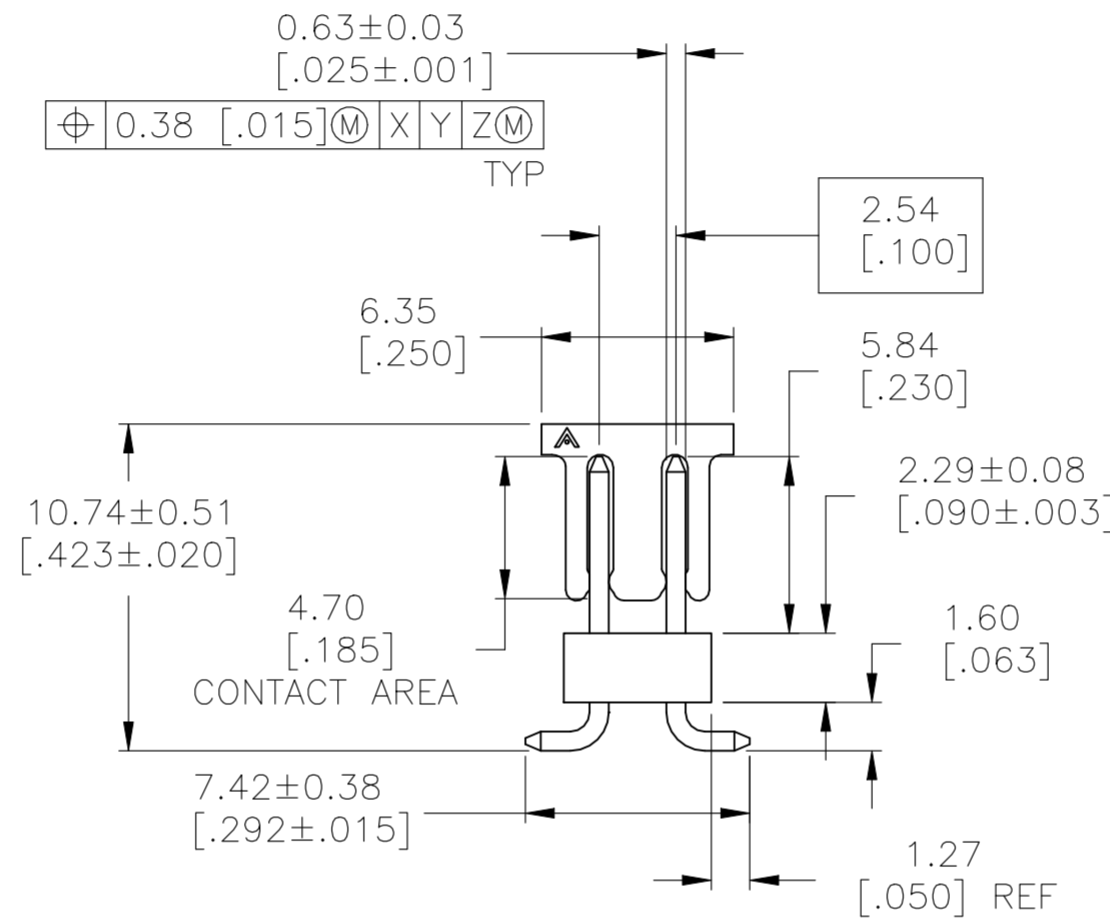
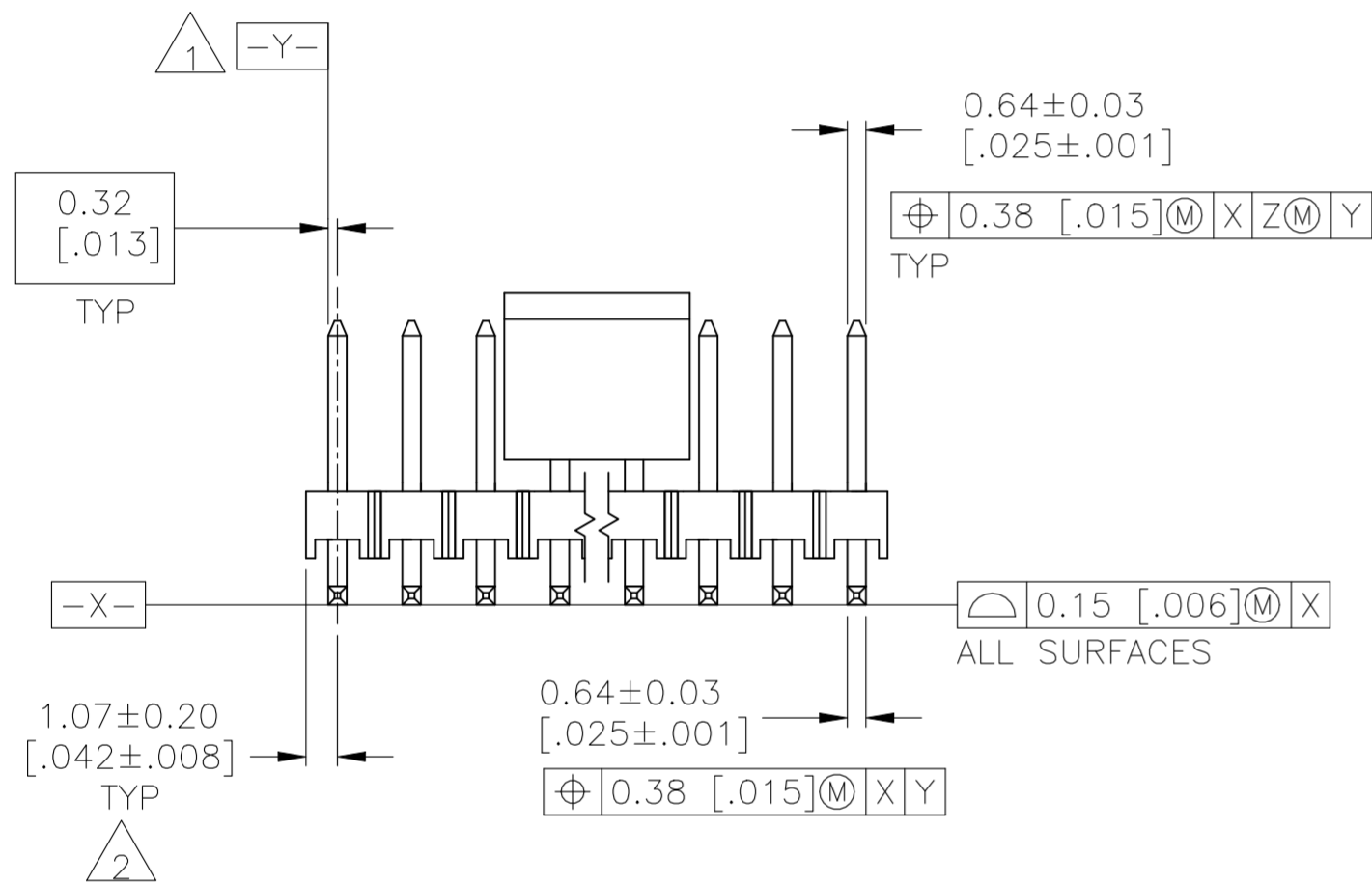
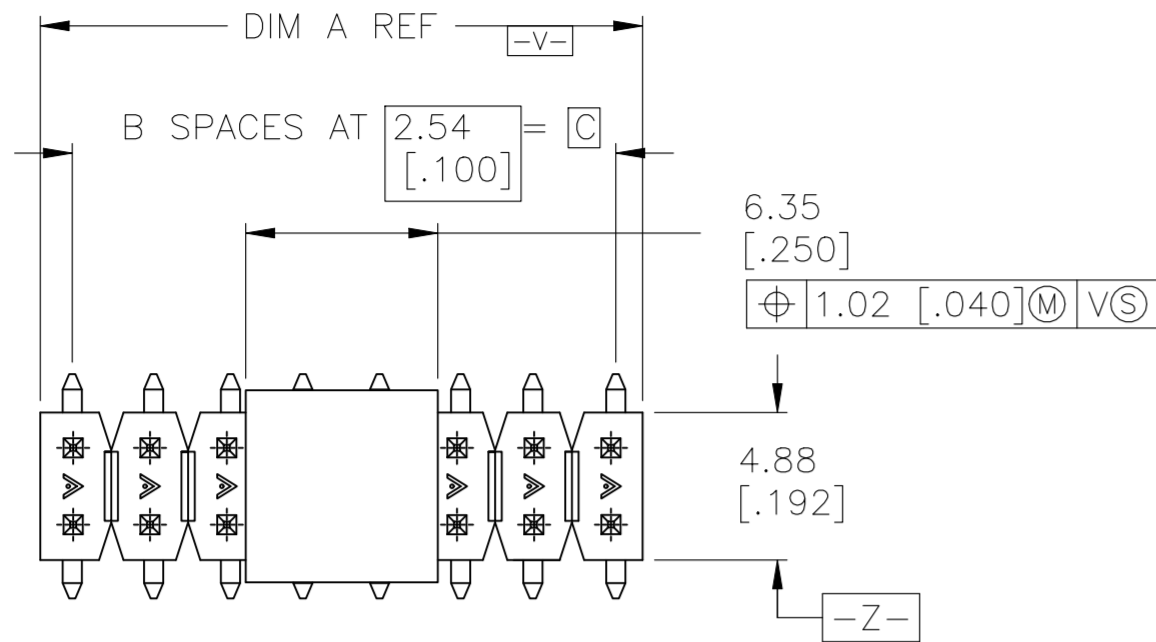


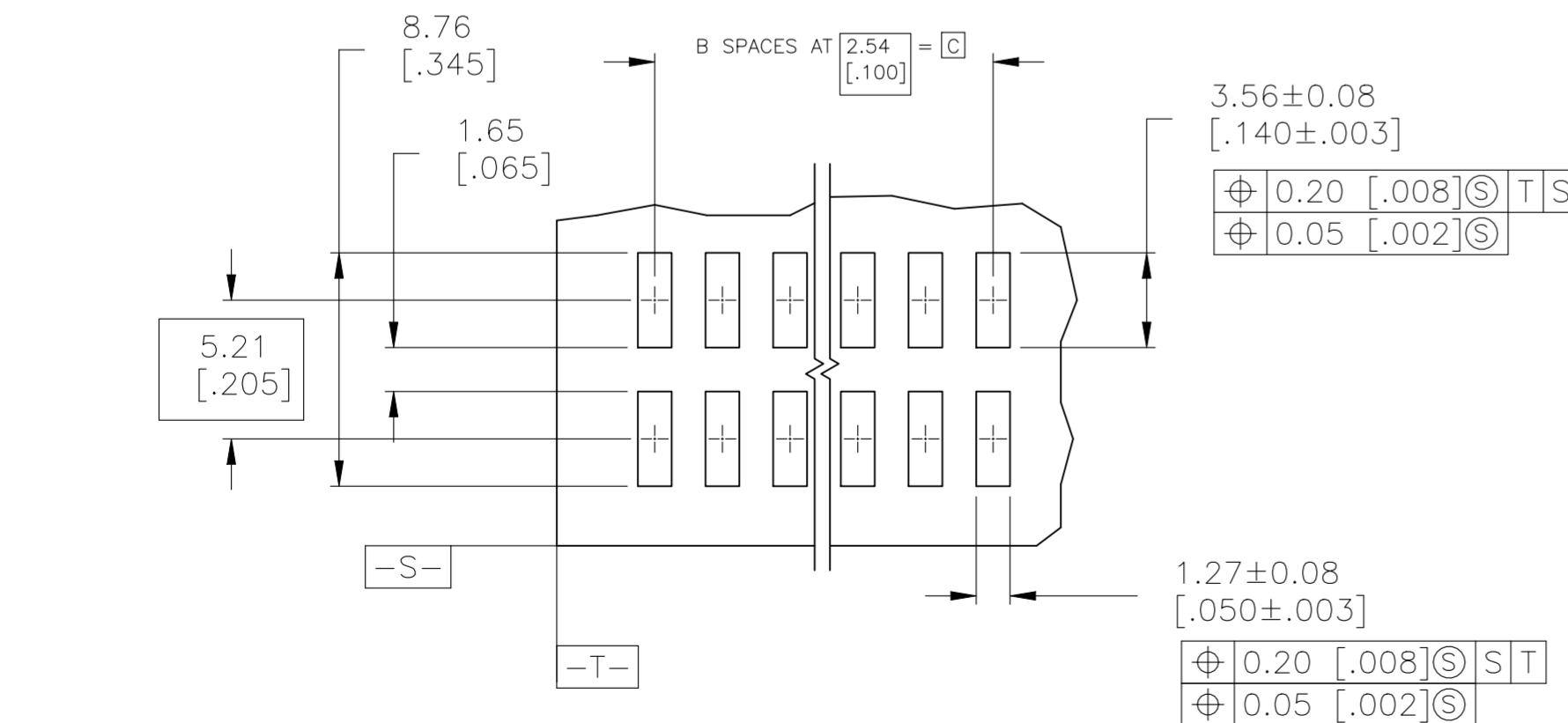
| REVISIONS |     |                           |           |     |      |
|-----------|-----|---------------------------|-----------|-----|------|
| P         | LTR | DESCRIPTION               | DATE      | DWN | APVD |
| S         |     | REVISED PER ECR-22-162119 | 02JAN2023 | RK  | MF   |

- 1 -Y- SHALL BE THE INTERSECTION OF THE POST AND THE HOUSING.
- 2 THE NOTED DIMENSION APPLIES FROM THE BASIC DIMENSION (NOT THE POST CENTERLINE) TO THE SURFACE INDICATED.
- 3 0.000762[.000030] GOLD ON CONTACT AREA, 0.00254-0.00508[.000100-.000200] MATTE TIN-LEAD ON SOLDER TAIL, ALL OVER 0.00127[.000050] NICKEL.
- 4 PACKAGED IN TAPE AND REEL PER EIA-481 SPECIFICATIONS. SEE TABLE FOR TAPE WIDTH.
- 5 HOUSING: LCP, COLOR-BLACK. POST: COPPER ALLOY. PICK AND PLACE CAP: PPA COLOR-BLACK.

- 6 PRELIMINARY PART - NOT RELEASED FOR PRODUCTION.
- 7 0.000762[.000030] GOLD ON CONTACT AREA, 0.00254-0.00508[.000100-.000200] MATTE TIN ON SOLDER TAIL, ALL OVER 0.00127[.000050] NICKEL.
- 8 OBSOLETE
- 9 OBSOLETE PARTS: OBSOLETE CIS STREAMLINING PER D.RENAUD/D.SINISI



| PLATING | TAPE WIDTH | C             | B  | A             | NO. OF POSN | PART NUMBER |
|---------|------------|---------------|----|---------------|-------------|-------------|
| 7       | -          | 30.48 [1.200] | 14 | 32.61 [1.284] | 30          | 6-147279-4  |
| 6       | -          | 30.48 [1.200] | 13 | 32.61 [1.284] | 28          | 6-147279-3  |
| 6       | -          | 30.48 [1.200] | 10 | 32.61 [1.284] | 22          | 6-147279-2  |
| 6       | -          | 30.48 [1.200] | 8  | 32.61 [1.284] | 18          | 6-147279-1  |
| 7       | 44mm       | 30.48 [1.200] | 12 | 32.61 [1.284] | 26          | 6-147279-0  |
| 7       | 44mm       | 17.78 [.700]  | 7  | 19.91 [.784]  | 16          | 5-147279-9  |
| 7       | 24mm       | 12.7 [.500]   | 5  | 14.83 [.584]  | 12          | 5-147279-8  |
| 7       | 24mm       | 7.62 [.300]   | 3  | 9.75 [.384]   | 8           | 5-147279-7  |
| 7       | 44mm       | 27.94 [1.100] | 11 | 30.07 [1.184] | 24          | 5-147279-6  |
| 7       | 44mm       | 22.86 [.900]  | 9  | 24.99 [.984]  | 20          | 5-147279-5  |
| 7       | 24mm       | 2.54 [.100]   | 1  | 4.67 [.184]   | 4           | 5-147279-4  |
| 7       | 32mm       | 15.24 [.600]  | 6  | 17.37 [.684]  | 14          | 5-147279-3  |
| 7       | 24mm       | 10.16 [.400]  | 4  | 12.29 [.484]  | 10          | 5-147279-2  |
| 7       | 24mm       | 5.08 [.200]   | 2  | 7.21 [.284]   | 6           | 5-147279-1  |
| 8       | 24mm       | 5.08 [.200]   | 2  | 7.21 [.284]   | 6           | 1-147279-1  |
| 9       | 44mm       | 30.48 [1.200] | 12 | 32.61 [1.284] | 26          | 1-147279-0  |
| 8       | 44mm       | 17.78 [.700]  | 7  | 19.91 [.784]  | 16          | 147279-9    |
| 9       | 24mm       | 12.7 [.500]   | 5  | 14.83 [.584]  | 12          | 147279-8    |
| 8       | 24mm       | 7.62 [.300]   | 3  | 9.75 [.384]   | 8           | 147279-7    |
| 8       | 44mm       | 27.94 [1.100] | 11 | 30.07 [1.184] | 24          | 147279-6    |
| 8       | 44mm       | 22.86 [.900]  | 9  | 24.99 [.984]  | 20          | 147279-5    |
| 8       | 24mm       | 2.54 [.100]   | 1  | 4.67 [.184]   | 4           | 147279-4    |
| 8       | 32mm       | 15.24 [.600]  | 6  | 17.37 [.684]  | 14          | 147279-3    |
| 8       | 24mm       | 10.16 [.400]  | 4  | 12.29 [.484]  | 10          | 147279-2    |
| 8       | 24mm       | 5.08 [.200]   | 2  | 7.21 [.284]   | 6           | 147279-1    |



RECOMMENDED PCB LAYOUT FOR USE WITH 0.20 [.008] THICK STENCIL

THIS DRAWING IS A CONTROLLED DOCUMENT.

DIMENSIONS: mm [INCHES]

TOLERANCES UNLESS OTHERWISE SPECIFIED:

|        |   |             |
|--------|---|-------------|
| 0 PLC  | ± | -           |
| 1 PLC  | ± | -           |
| 2 PLC  | ± | -           |
| 3 PLC  | ± | 0.13 [.005] |
| 4 PLC  | ± | -           |
| ANGLES | ± | -           |

MATERIAL: SEE TABLE

FINISH: SEE TABLE

WEIGHT: -

CUSTOMER DRAWING

DWN: B. HAYMAKER 10JUL00

CHK: J. GESFORD 10JUL00

APVD: J. GESFORD 10JUL00

PRODUCT SPEC: -

APPLICATION SPEC: -

NAME: SURF. MT. HDR. ASSY, MOD II, B/W, VERT, D/R, .100 x .100 C/L, .025 SQ POST

SIZE: A2

CAGE CODE: 00779

DRAWING NO: C=147279

RESTRICTED TO: -

SCALE: 4:1

SHEET: 1 OF 1

REV: S