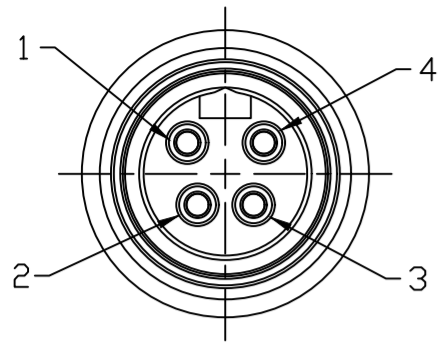
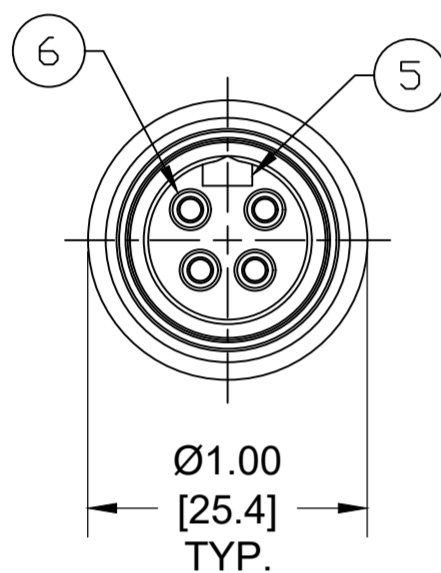


**MALE INSERT FRONT VIEW**

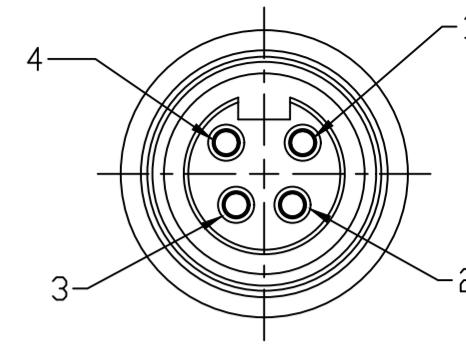


1-BLACK  
2-WHITE  
3-RED  
4-GREEN/YELLOW

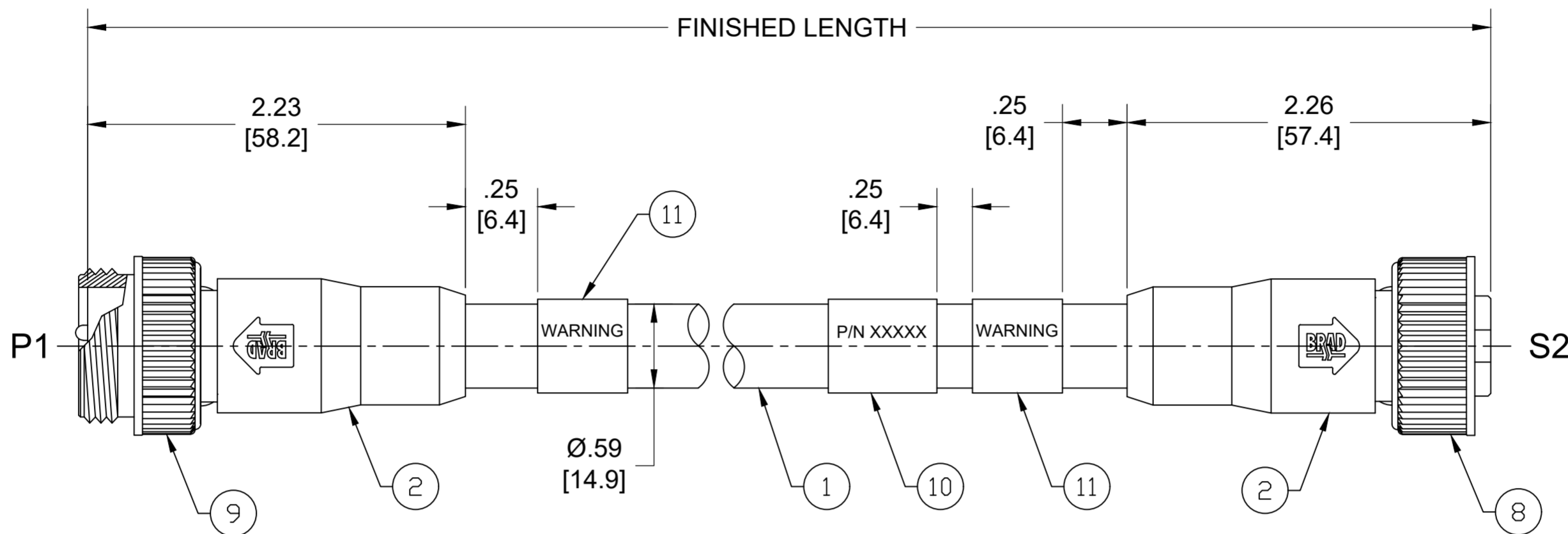


| PART NO    | ENGINEERING NO. | FINISHED LENGTH   |
|------------|-----------------|-------------------|
| 1300620120 | 114030A46M010   | 1M [3 FT 3 IN]    |
| 1300620141 | 114030A46M300   | 30M [98 FT 5 IN]  |
| 1300621062 | 114030A46M840   | 84M [275 FT 7 IN] |

**FEMALE INSERT FRONT VIEW**



1-BLACK  
2-WHITE  
3-RED  
4-GREEN/YELLOW



**NOTES:**

- MATERIAL: AS NOTED
- FINISH: AS NOTED
- ELECTRICAL:  
VOLTAGE: 483V PER IEC60664 (D)  
600V PER UL2237  
CURRENT: 15A
- TEMP RATING: -20°TO +105°C
- PROTECTION: IP67 (WHEN MATED)
- COUPLING THREAD: 7/8"-16UN
- UL LISTED FILE: E258922
- ALL DIMENSIONS ARE FOR REFERENCE UNLESS TOLERANCED OR NOTED OTHERWISE

| P1 |              | S2 |  |
|----|--------------|----|--|
| 1  | BLACK        | 1  |  |
| 2  | WHITE        | 2  |  |
| 3  | RED          | 3  |  |
| 4  | GREEN/YELLOW | 4  |  |

**WIRING DIAGRAM**

**PART NUMBER LEGEND**

114030A46M003

FINISHED LENGTH:  
M005= 0.5 METER  
M010= 1 METER  
M100= 10 METER

(D)

**CABLE LENGTH TOLERANCES**

|                          |                         |
|--------------------------|-------------------------|
| <.3M [1FT]:              | +19mm-0 [+ .75in-0]     |
| .3 - .9M [1 - 3FT]:      | +44.5mm-0 [+1.75in-0]   |
| .9 - 1.8M [3 - 6FT]:     | +55.6mm-0 [+2.19in-0]   |
| 1.8 - 3.7M [6 - 12FT]:   | +88.9mm-0 [+3.50in-0]   |
| 3.7 - 7.3M [12 - 24FT]:  | +165.1mm-0 [+6.50in-0]  |
| 7.3-14.6M [24 - 48FT]:   | +317.5mm-0 [+12.50in-0] |
| 14.6 - 30.5M [48-100FT]: | +622.3mm-0 [+24.50in-0] |
| OVER 30M [100FT]:        | +2% OF FINISHED LENGTH  |

|      |                     |               |                  |
|------|---------------------|---------------|------------------|
| 11   | WARNING LABEL       | VINYL         | ORANGE/BLACK     |
| 10   | WRAP LABEL          | VINYL         | BLACK/YELLOW     |
| 9    | MALE COUPLING NUT   | ZINC DIE CAST | BLACK-E-COAT     |
| 8    | FEMALE COUPLING NUT | ZINC DIE CAST | BLACK-E-COAT     |
| 7    | FRICTION RING       | NYLON         | WHITE            |
| 6    | PIN CONTACT         | COPPER ALLOY  | GOLD OVER NICKEL |
| 5    | MALE INSERT         | TPE           | BLACK            |
| 4    | SOCKET CONTACT      | COPPER ALLOY  | GOLD OVER NICKEL |
| 3    | FEMALE INSERT       | TPE           | BLACK            |
| 2    | OVERMOLD            | TPE           | GRAY             |
| 1    | CABLE #14 AWG       | PVC           | GRAY             |
| ITEM | COMPONENT           | MATERIAL      | FINISH           |

(D)

(D)

(D)

| FUNCTIONAL SYMBOLS | THIS DRAWING CONTAINS INFORMATION THAT IS PROPRIETARY TO MOLEX ELECTRONIC TECHNOLOGIES, LLC AND SHOULD NOT BE USED WITHOUT WRITTEN PERMISSION |                            |
|--------------------|---|----------------------------|
| FA=0               | DIMENSION UNITS   | SCALE                      |
| FC=0               | INCH/MM   | NTS                        |
| FP=0               | CURRENT REV DESC: INSERT & OVERMOLD WERE PVC. ADDED IEC VOLTAGE & TOL CHART. MODIFIED PN TABLE  |                            |
| DIVISIONAL SYMBOLS | GENERAL TOLERANCES (UNLESS SPECIFIED)   |                            |
|                    | mm  | INCH                       |
|                    | 4 PLACES  | ±--- ±---                  |
|                    | 3 PLACES  | ±--- ±---                  |
|                    | 2 PLACES  | ±--- ±---                  |
|                    | 1 PLACE   | ±--- ±---                  |
|                    | 0 PLACES  | ±--- ±---                  |
|                    | ANGULAR TOL ± --- °   |                            |
|                    | DRAFT WHERE APPLICABLE MUST REMAIN WITHIN DIMENSIONS  |                            |
|                    | THIRD ANGLE PROJECTION  | DRAWING                    |
|                    |   | C-SIZE                     |
|                    | SERIES  | 130062                     |
|                    | EC NO: 698916   |                            |
|                    | DRWN: ABENJAMINLW   | 2021/06/18                 |
|                    | CHK'D: RSTONE   | 2022/03/09                 |
|                    | APPR: BWOODMAN  | 2022/03/11                 |
|                    | INITIAL REVISION:   |                            |
|                    | DRWN: EBRACKEN  | 2013/06/20                 |
|                    | APPR: BWOODMAN  | 2013/08/14                 |
|                    | DOCUMENT NUMBER   | DOC TYPE/DOC PART/REVISION |
|                    | SD-130062-017   | PSD 001 D                  |
|                    | MATERIAL NUMBER   | CUSTOMER                   |
|                    | SEE CHART   | GENERAL MARKET             |
|                    | SHEET NUMBER  | 1 OF 1                     |