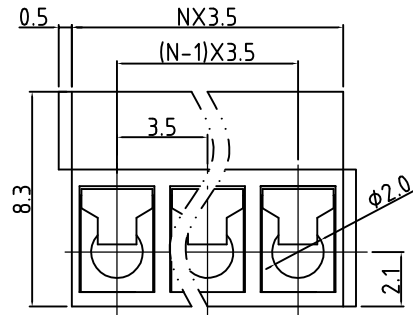
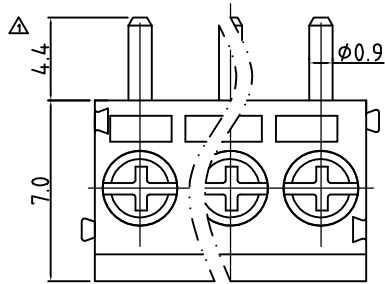
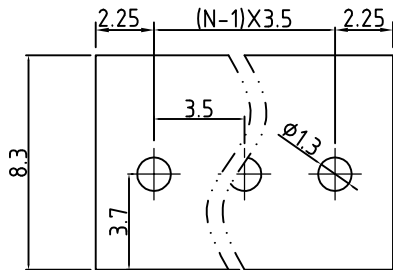


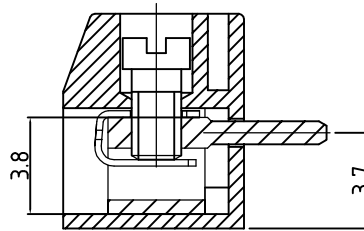
Transfer or duplication of this document as well as the utilisation or communication of its content are not permitted unless express consent is granted. Violations give rise to claims for damages. All rights reserved in case of patent, utility model or design patent registrations.



N=Number of contacts



P.C.B. LAYOUT



**Technical Data:**

**Electrical**

- Pitch: 3.5mm
- Voltage rating: 150V
- Current rating: 10 Amps
- Contact resistance: 20mΩ(max)
- Withstanding Voltage: 2500VAC(1min) Test time=60sec/1pcs
- Wire range: 16-30AWG
- Wire strip length: 5-6mm

**Mechanical:**

- Torque: 2.0kgf.cm/M2
- Operating temperature: -40°C to +105°C
- Soldering temperature: Temperature= 250°C±10°C /5 seconds max
- Safety approval:
- RoHS Compliance

Part No.:

**OSTTFXX0161**

- No. of Poles
- 02 2 Poles
  - 03 3 Poles
  - ... ..
  - 24 24 Poles

- COLOR
- 0: Black
  - 2: Red
  - 3: Orange
  - 4: Yellow
  - 5: Green
  - 6: Blue (Standard)
  - 8: Grey

Nonstandard colors  
Mins could apply

4	Screw	Steel / M2.0	Cr3+ plated	1xN
3	Wire guard	Stainless steel		1xN
2	Terminal	Copper Alloy	Tin plated	1xN
1	Body	PA66 UL94V-0		1
ITEM	NAME OF PART	MATERIAL	NOTES	Q"TY
DWG.	DATE	UNITS:	MM	SHEET: 1 OF 1
CHK.	DATE	SCALE:	NONE 5:1 ( : )	REV.: A
APP.	DATE	TITLE:	OSTTF SERIES 3.5MM	
		PART NO.	OSTTFXX0161	
		DWG NO.	OSTTFXX0161.DWG	
			X.	±0.50
			X.X	±0.30
			X.XX	±0.10
			X°	±1°

20.04.08		Updated pin length			
REV	SIGN	DESCRIPTION	CHK.	DATE	



ON-SHORE TECHNOLOGY, INC.