


4000AX Series

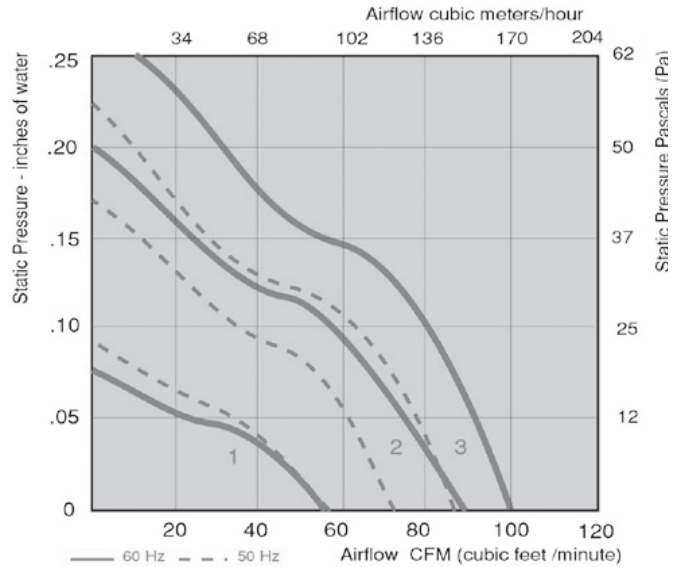
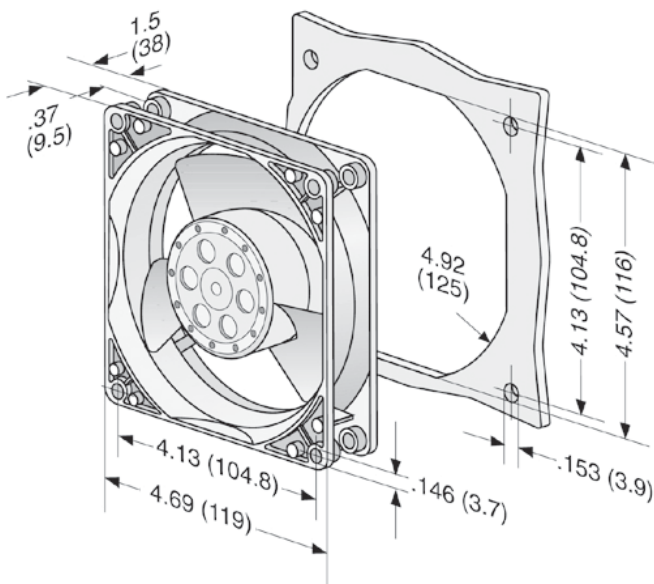
Tubeaxial

119x119x38mm



- AC fans with external rotor shaded-pole motor. Impedance protected against overloading.
- Metal fan housing and impeller.
- Air intake over struts. Rotational direction CW looking at rotor.
- Mounting from either face using four 3.7 mm holes.
- Electrical connection via 2 flat pins 3.0 x 0.5 mm.
- Fan housing with ground lug for screw M4.
- Mounting: Either face using four 3.7mm (.146") holes..
- UL, CSA, VDE approvals on some models, please contact application engineering.

Part Number	Curve	CFM @ 0	VAC	Hertz	Power (W)	dBA	Max Amb. Temp C	Bearing Type	Features	Wgt. (lbs)
4800AX	1	57	115	50/60	9	32	75	Sintec	Terminals	1.13
4530AX	2	89	115	50/60	16	45	65	Sintec	Terminals	1.13
4500AX	3	100	115	50/60	15	48	65	Sintec	Terminals	1.13
4850AX	1	57	230	50/60	9	32	75	Sintec	Terminals	1.13
4580AX	2	89	230	50/60	16	45	65	Sintec	Terminals	1.13
4550AX	3	100	230	50/60	15	48	65	Sintec	Terminals	1.13



ebmpapst

e-mail: sales@us.ebmpapst.com · TEL: 860-674-1515 · FAX: 860-674-8536

ebm-papst Inc., 100 Hyde Road, Farmington, CT 06034 USA

ebm-papst Inc., 2004 © ebm-papst Inc. reserves the right to change any specifications or data without notice