



COAXIAL

# Adapter, N-F to N-F

## NF-NF50+

50Ω DC to 6 GHz

### THE BIG DEAL

- Excellent VSWR, 1.05:1 typ.
- Low insertion loss, 0.03 dB typ.
- Tri metal finish



Generic photo used for illustration purposes only

### APPLICATIONS

- Interconnection of RF cables and equipment

<b>Model No.</b>	NF-NF50+
<b>Case Style</b>	DJ1092
<b>Connectors</b>	N-Female to N-Female

#### +RoHS Compliant

The +Suffix identifies RoHS Compliance. See our web site for RoHS Compliance methodologies and qualifications

### ELECTRICAL SPECIFICATIONS AT=25°C

Parameter	Frequency (GHz)	Min.			Typ.			Max.			Units
Frequency Range				DC					6		GHz
Insertion Loss	DC - 6			—		0.05			0.10		dB
VSWR	DC - 2			—		—			1.10		:1
	DC - 4			—		—			1.20		
	DC - 6			—		—			1.20		

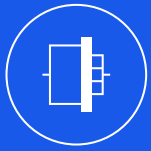
### MAXIMUM RATINGS

Parameter	Ratings
Operating temperature	-55°C to 100°C
Storage temperature	-55°C to 100°C

Permanent damage may occur if any of these limits are exceeded.

REV. C  
ECO-012138  
NF-NF50+  
MCL NY  
220215



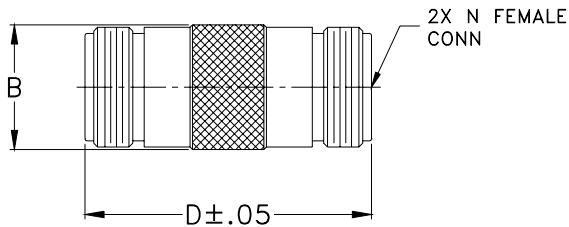


COAXIAL

# Adapter, N-F to N-F

NF-NF50+

## OUTLINE DRAWING



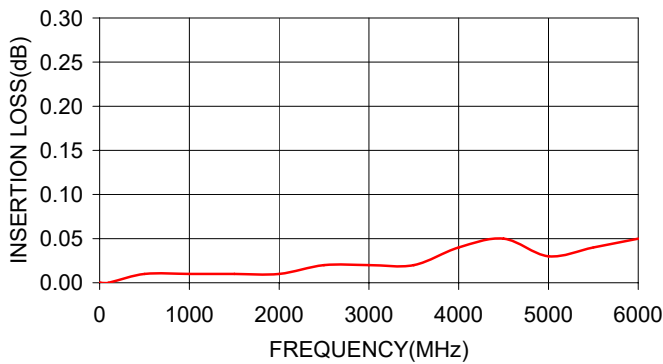
## OUTLINE DIMENSIONS (Inches/mm)

A	B	C	D	E	wt
--	.65	--	1.50	--	grams
--	16.5	--	38.00	--	37.2

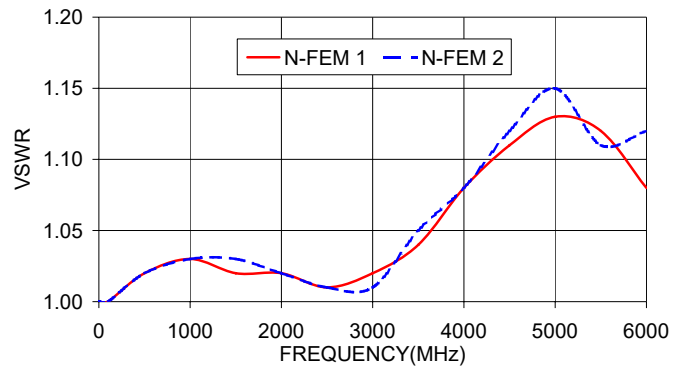
## TYPICAL PERFORMANCE DATA

Frequency (MHz)	Insertion Loss (dB)	VSWR (:1)	
		N-FEMALE	N-FEMALE
0.50	0.00	1.00	1.00
10.00	0.00	1.00	1.00
100.00	0.00	1.00	1.00
500.00	0.01	1.02	1.02
1000.00	0.01	1.03	1.03
1500.00	0.01	1.02	1.03
2000.00	0.01	1.02	1.02
2500.00	0.02	1.01	1.01
3000.00	0.02	1.02	1.01
3500.00	0.02	1.04	1.05
4000.00	0.04	1.08	1.08
4500.00	0.05	1.11	1.12
5000.00	0.03	1.13	1.15
5500.00	0.04	1.12	1.11
6000.00	0.05	1.08	1.12

NF-NF50+  
INSERTION LOSS



NF-NF50+  
VSWR



### NOTES

- Performance and quality attributes and conditions not expressly stated in this specification document are intended to be excluded and do not form a part of this specification document.
- Electrical specifications and performance data contained in this specification document are based on Mini-Circuit's applicable established test performance criteria and measurement instructions.
- The parts covered by this specification document are subject to Mini-Circuits standard limited warranty and terms and conditions (collectively, "Standard Terms"); Purchasers of this part are entitled to the rights and benefits contained therein. For a full statement of the standard. Terms and the exclusive rights and remedies thereunder, please visit Mini-Circuits' website at [www.minicircuits.com/MCLStore/terms.jsp](http://www.minicircuits.com/MCLStore/terms.jsp)

