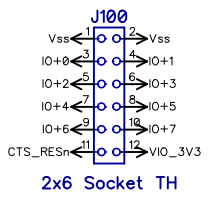
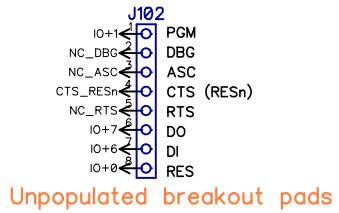
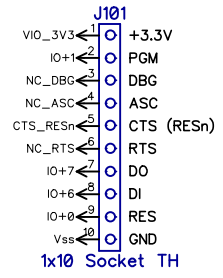


P2 WX WiFi Adapter

P2 EVAL Edge expansion socket



Parallax ESP8266 SIP WiFi Module Socket



Note: For Wireless Programming,
 plug this adapter into the P2-EVAL top-left edge socket.

Parallax Inc.
 599 Menlo Drive
 Rocklin, CA 95765

(916) 624-8333
<http://www.parallax.com/>

P2 WX WiFi Adapter

Copyright 2020 Parallax Incorporated. All Rights Reserved.
 This is Open Source Hardware. This work is licensed under a Creative Commons Attribution-ShareAlike 4.0 International License. The full text of the license is available from: <http://creativecommons.org/licenses/by-sa/4.0>

Part Number: 64007
 Revision: A

Last Update: 10 Aug 2020 (MM)