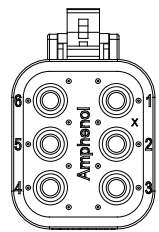
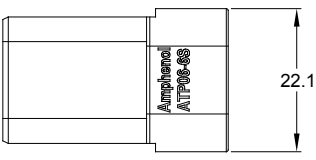
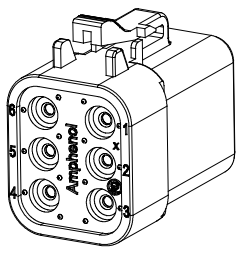
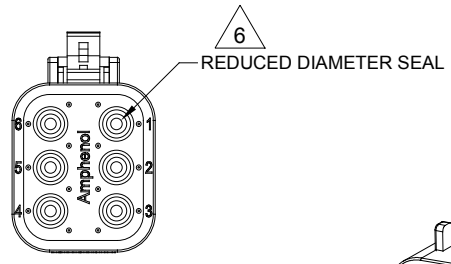
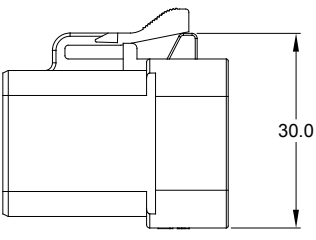
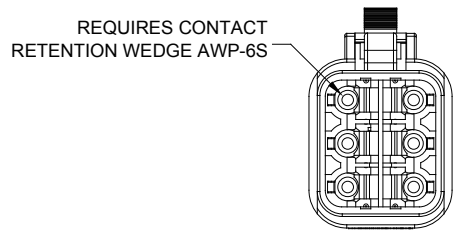
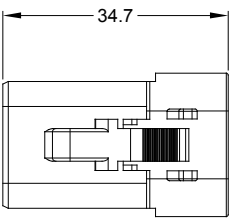


| REVISIONS | | | | | |
|-----------|-----|-----------------|-----------|-------|-------|
| REV | ECO | DESCRIPTION | DATE | BY | APPR |
| A1 | - | RELEASE DRAWING | 24/AUG/19 | PETER | TOMMY |



NOTES: UNLESS OTHERWISE SPECIFIED

- MATERIAL:
HOUSING: THERMOPLASTIC
SEAL: SILICONE RUBBER
- MODIFICATIONS: REDUCED DIAMETER WIRE SEAL
- SPECIFICATIONS:
 - CURRENT RATING: 25 AMPS
 - OPERATING TEMPERATURE: -55°C TO +125°C
 - DIELECTRIC WITHSTANDING VOLTAGE: LESS THAN 2 MILLIAMPS CURRENT LEAKAGE @ 1500 VOLTS AC.
 - INSULATION RESISTANCE: 1000 MEGOHMS MIN @ 25°C.
 - MOISTURE RESISTANCE: IP67 (MATED CONDITION)
 - MATING CYCLE DURABILITY: 100 CYCLES
 - RoHS COMPLIANT
- MATING PART: ATP04-6P* RECEPTACLE.
(* = MODIFICATIONS AND COLORS)
- ALL DIMENSIONS ARE FOR REFERENCE USE ONLY.

6 CONTACT SIZE AND REAR SEAL WIRE RANGE:

| CONTACT SIZE | MIN. INSUL O.D. | MAX. INSUL O.D. | TYPICAL WIRE RANGE |
|--------------|-------------------|-------------------|--------------------|
| 12 | 2.46 mm (.097 in) | 4.01 mm (.158 in) | 12 - 14 AWG |

| PART NUMBER CHART | |
|-------------------|-----------------|
| COLOR | PART NUMBER |
| GREY | ATP06-6S-RD01 |
| BLACK | ATP06-6S-RD01BK |

STANDARD MOLDED COLOR IS GREY. ADDITIONAL COLOR (BLACK) IS AVAILABLE VIA SPECIAL ORDER.

| SEE PART NUMBER CHART | | PART NUMBER | | DESCRIPTION | | ITEM |
|--|----------------|--|--------------|--|--|------|
| QUANTITY | MATERIALS LIST | | | | | |
| UNLESS OTHERWISE SPECIFIED 1) All dimensions are in metric(mm). 2) Tolerances are as follows: 1 PL DEC ±0.30 Fractions ±1/64 2 PL DEC ±0.15 Angles ±1° 3 PL DEC ±0.08 | | SIGNATURES | | DATE | | |
| | | DRAWN: PETER YANG | | 24/AUG/19 | | |
| | | CHECKED: ORION LI | | 24/AUG/19 | | |
| | | ENGINEER: | | | | |
| | | APPROVAL: TOMMY XIE | | 24/AUG/19 | | |
| MATERIAL SPECIFICATIONS: | | CUSTOMER: | | | | |
| PROCESS SPECIFICATIONS: | | THIS DRAWING IS SUPPLIED FOR INFORMATION ONLY. DESIGN FEATURES, SPECIFICATIONS AND PERFORMANCE DATA SHOWN HEREON ARE THE PROPERTY OF THE AMPHENOL CORPORATION. NO RIGHTS OF REPRODUCTION ARE IMPLIED. ALL DIMENSIONS ARE SUBJECT TO NORMAL MANUFACTURING VARIATIONS. | | | | |
| NEXT ASSY: | | | | | | |
| | | Amphenol | | Sine Systems - www.amphenol-sine.com 44724 Morley Drive Clinton Township, MI 48036 | | |
| | | PLUG, 6 SOCKET, REDUCED DIAMETER SEAL ,ATP SERIES | | | | |
| SIZE | TYPE | DWG NO: | REVISION | | | |
| B | C- | ATP06-6S-RD01XX | A1 | | | |
| SCALE | NONE | | SHEET 1 OF 1 | | | |

TITLE: PLUG, 6 SOCKET, REDUCED DIAMETER SEAL, ATP SERIES
DWG NO: ATP06-6S-RD01XX
REV: A1
SH: 1
OF: 1