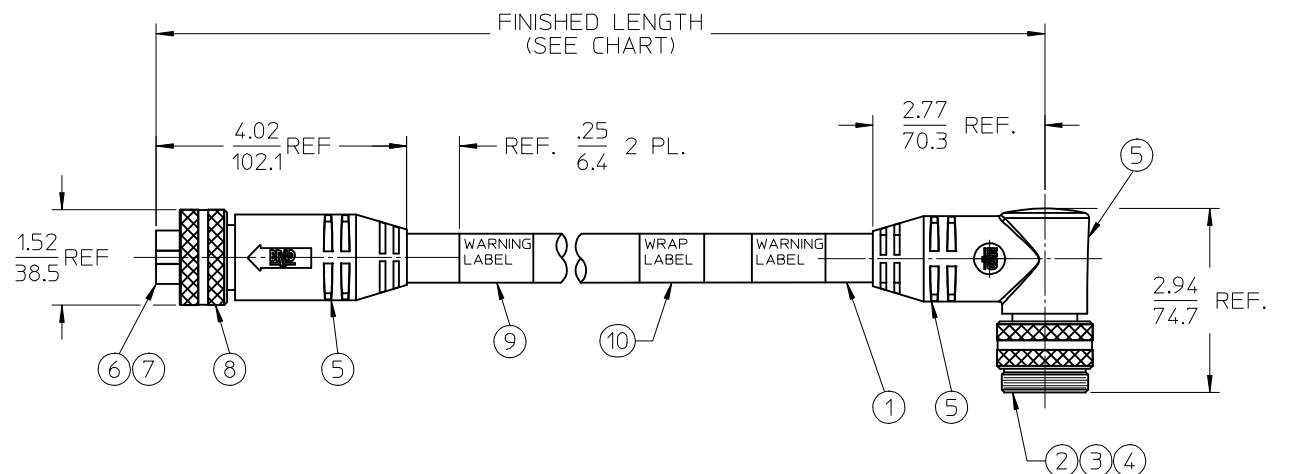
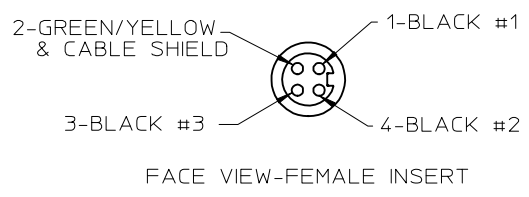
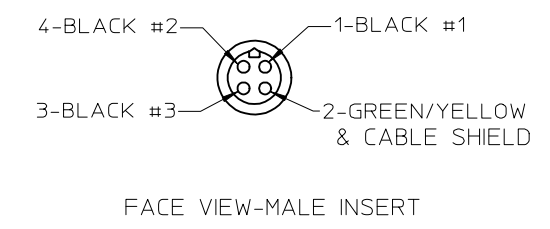
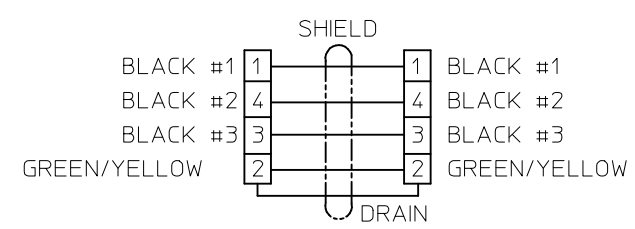


10	9	8	7	6	5	4	3	2
MATERIAL NO.	ENGINEERING NO.	FINISHED LENGTH						
1300642002	CC4032A77M010	1 METER						
1300642003	CC4032A77M030	3 METER						
1300642004	CC4032A77M050	5 METER						
1300642005	CC4032A77M070	7 METER						
1300642006	CC4032A77M100	10 METER						
1300642007	CC4032A77M150	15 METER						
1300642014	CC4032A77M020	2 METER						



NOTES:  
 1) MATERIAL: SEE TABLE  
 2) FINISHES: SEE TABLE  
 3) ELECTRICAL SPECIFICATIONS: 600 VOLTS, 32 AMPS  
 4) ASSEMBLY IS ROHS COMPLIANT



ITEM	QTY	DESCRIPTION	MATERIAL	FINISH
10	1	WRAP LABEL	VINYL	YELLOW
9	2	WARNING LABEL	VINYL	BLK/ORG/YEL
8	1	FEMALE COUPLING NUT	ALUM. ALLOY	CLEAR ANODIZED
7	4	SOCKET CONTACT	COPPER ALLOY	GOLD PLATED
6	1	4P FEMALE INSERT	PVC	BLACK
5	A/R	OVERMOLD	PVC	GRAY (D)
4	1	MALE COUPLING NUT	ALUM. ALLOY	CLEAR ANODIZED
3	1	4P MALE INSERT	PVC	BLACK
2	4	90D PIN CONTACT	COPPER ALLOY	GOLD PLATED
1	SEE TABLE	10 AWG 4 CONDUCTOR CORD	TPE JACKET	BLACK

OVERMOLD TO GRAY  
 EC NO: IPG2016-1271  
 DRAWN:YOU 2016/03/17  
 CHKD:WOODMAN 2016/03/17  
 APPR:WOODMAN 2016/03/18

QUALITY SYMBOLS  
 ▼=0  
 ▽=0

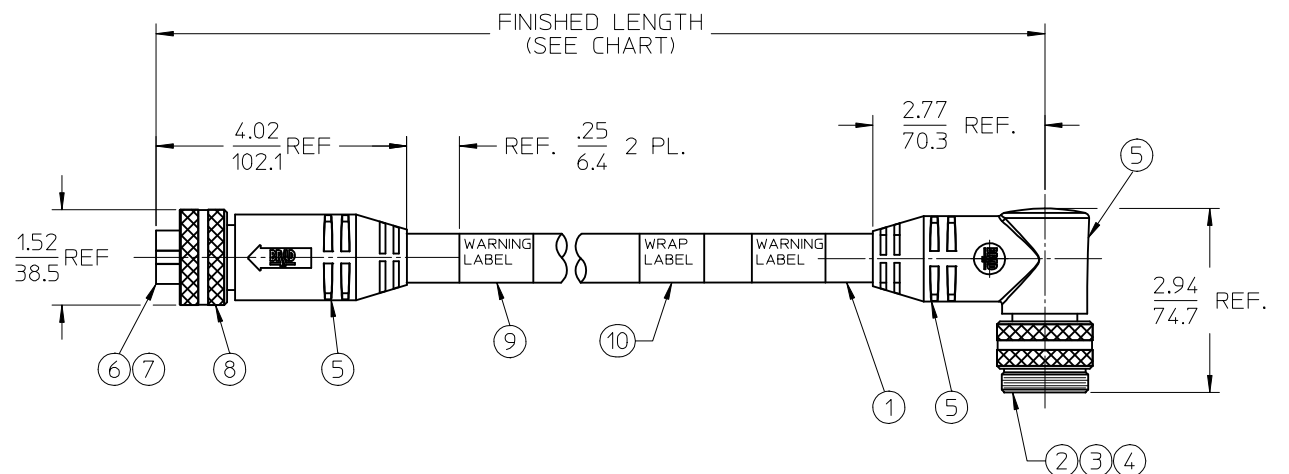
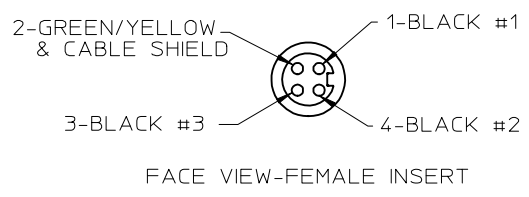
GENERAL TOLERANCES (UNLESS SPECIFIED)	
	mm INCH
4 PLACES	± --- ± ---
3 PLACES	± --- ± ---
2 PLACES	± --- ± ---
1 PLACE	± --- ± ---
0 PLACE	± --- ± ---

ANGULAR ± 5°  
 DRAFT WHERE APPLICABLE  
 MUST REMAIN WITHIN DIMENSIONS

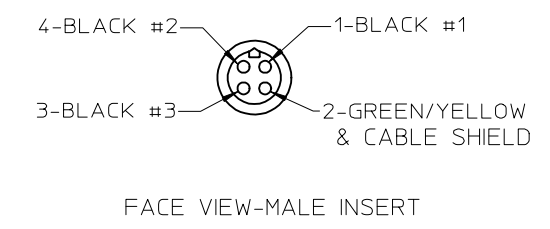
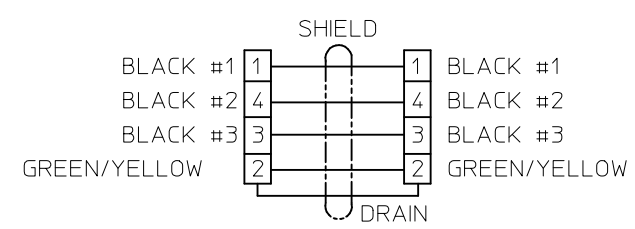
DIMENSION STYLE  
 IN/MM  
 DRAWN BY DATE  
 BRUPERT 2014/03/21  
 CHECKED BY DATE  
 APPROVED BY DATE  
 BWOODMAN 2014/07/29  
 MATERIAL NO.  
 SEE CHART

SCALE 1:1  
 DESIGN UNITS INCH  
 THIRD ANGLE PROJECTION  
 TITLE  
 QC FEMALE/MALE STR/90 4 POLE SHIELDED 10/4 TPE CABLE  
**molex**  
 DOCUMENT NO. SD-130064-002  
 SHEET NO. 1 OF 1  
 THIS DRAWING CONTAINS INFORMATION THAT IS PROPRIETARY TO MOLEX INCORPORATED AND SHOULD NOT BE USED WITHOUT WRITTEN PERMISSION

10	9	8	7	6	5	4	3	2
MATERIAL NO.	ENGINEERING NO.	FINISHED LENGTH						
1300642002	CC4032A77M010	1 METER						
1300642003	CC4032A77M030	3 METER						
1300642004	CC4032A77M050	5 METER						
1300642005	CC4032A77M070	7 METER						
1300642006	CC4032A77M100	10 METER						
1300642007	CC4032A77M150	15 METER						
1300642014	CC4032A77M020	2 METER						



- NOTES:
- 1) MATERIAL: SEE TABLE
  - 2) FINISHES: SEE TABLE
  - 3) ELECTRICAL SPECIFICATIONS: 600 VOLTS, 32 AMPS
  - 4) ASSEMBLY IS ROHS COMPLIANT



ITEM	QTY	DESCRIPTION	MATERIAL	FINISH
10	1	WRAP LABEL	VINYL	YELLOW
9	2	WARNING LABEL	VINYL	BLK/ORG/YEL
8	1	FEMALE COUPLING NUT	ALUM. ALLOY	CLEAR ANODIZED
7	4	SOCKET CONTACT	COPPER ALLOY	GOLD PLATED
6	1	4P FEMALE INSERT	PVC	BLACK
5	A/R	OVERMOLD	PVC	GRAY (D)
4	1	MALE COUPLING NUT	ALUM. ALLOY	CLEAR ANODIZED
3	1	4P MALE INSERT	PVC	BLACK
2	4	90D PIN CONTACT	COPPER ALLOY	GOLD PLATED
1	SEE TABLE	10 AWG 4 CONDUCTOR CORD	TPE JACKET	BLACK

OVERMOLD TO GRAY  
 EC NO: IPG2016-1271  
 DRAWN:YOU 2016/03/17  
 CHKD:WOODMAN 2016/03/17  
 APPR:WOODMAN 2016/03/18

QUALITY SYMBOLS  
 ▼=0  
 ▽=0

GENERAL TOLERANCES (UNLESS SPECIFIED)	
	mm INCH
4 PLACES	± --- ± ---
3 PLACES	± --- ± ---
2 PLACES	± --- ± ---
1 PLACE	± --- ± ---
0 PLACE	± --- ± ---

ANGULAR ± 5°  
 DRAFT WHERE APPLICABLE  
 MUST REMAIN WITHIN DIMENSIONS

DIMENSION STYLE: IN/MM  
 SCALE: 1:1  
 DESIGN UNITS: INCH  
 THIRD ANGLE PROJECTION  
 DRAWN BY: BRUPERT DATE: 2014/03/21  
 CHECKED BY: DATE:  
 APPROVED BY: BWOODMAN DATE: 2014/07/29  
 MATERIAL NO.: SEE CHART  
 SIZE: B

TITLE: QC FEMALE/MALE STR/90 4 POLE SHIELDED 10/4 TPE CABLE  
**molex**  
 DOCUMENT NO.: SD-130064-002  
 SHEET NO.: 1 OF 1  
 THIS DRAWING CONTAINS INFORMATION THAT IS PROPRIETARY TO MOLEX INCORPORATED AND SHOULD NOT BE USED WITHOUT WRITTEN PERMISSION