

15A, 20V - 40V Schottky Barrier Rectifier

FEATURES

- AEC-Q101 qualified available
- Low forward voltage drop
- Low power loss, high efficiency
- Guard ring for overvoltage protection
- High surge current capability
- RoHS Compliant
- Halogen-free according to IEC 61249-2-21

APPLICATIONS

- Switching mode power supply (SMPS)
- Adapters
- DC to DC converter

MECHANICAL DATA

- Case: R-6
- Molding compound meets UL 94V-0 flammability rating
- Terminal: Pure tin plated leads, solderable per J-STD-002
- Meet JESD 201 class 2 whisker test
- Polarity: Indicated by cathode band
- Weight: 1.70g (approximately)

KEY PARAMETERS		
PARAMETER	VALUE	UNIT
I_F	15	A
V_{RRM}	20 - 40	V
I_{FSM}	340	A
T_{JMAX}	200	°C
Package	R-6	
Configuration	Single die	



R-6



ABSOLUTE MAXIMUM RATINGS ($T_A = 25^\circ\text{C}$ unless otherwise noted)					
PARAMETER	SYMBOL	SR1502	SR1503	SR1504	UNIT
Marking code on the device		SR1502	SR1503	SR1504	
Repetitive peak reverse voltage	V_{RRM}	20	30	40	V
Reverse voltage, total rms value	$V_{R(RMS)}$	14	21	28	V
Forward current	I_F	15			A
Surge peak forward current, single half sine wave superimposed on rated load	$t = 8.3\text{ms}$	340			A
	$t = 10\text{ms}$	300			A
Repetitive peak forward current, $f > 15\text{Hz}$	I_{FRM}	60			A
Junction temperature in the DC forward mode	T_J	-55 to +200			°C
Storage temperature	T_{STG}	-55 to +175			°C

THERMAL PERFORMANCE			
PARAMETER	SYMBOL	TYP	UNIT
Junction-to-lead thermal resistance	$R_{\theta JL}$	2.5	°C/W
Junction-to- ambient thermal resistance	$R_{\theta JA}$	25	°C/W

ELECTRICAL SPECIFICATIONS ($T_A = 25^\circ\text{C}$ unless otherwise noted)					
PARAMETER	CONDITIONS	SYMBOL	TYP	MAX	UNIT
Forward voltage ⁽¹⁾	$I_F = 5\text{A}, T_J = 25^\circ\text{C}$	V_F	-	0.45	V
	$I_F = 15\text{A}, T_J = 25^\circ\text{C}$		-	0.55	V
Reverse current @ rated V_R ⁽²⁾	$T_J = 25^\circ\text{C}$	I_R	-	500	μA
	$T_J = 100^\circ\text{C}$		-	20	mA

Notes:

1. Pulse test with PW = 0.3ms
2. Pulse test with PW = 30ms

ORDERING INFORMATION		
ORDERING CODE ⁽¹⁾⁽²⁾	PACKAGE	PACKING
SR15x	R-6	1,000 / Tape & Reel
SR15x A0G	R-6	700 / Ammo box
SR15xH	R-6	1,000 / Tape & Reel
SR15xHA0G	R-6	700 / Ammo box

Notes:

1. "x" defines voltage from 20V (SR1502) to 40V (SR1504)
2. "H" means AEC-Q101 qualified

CHARACTERISTICS CURVES

($T_A = 25^\circ\text{C}$ unless otherwise noted)

Fig.1 Forward Current Derating Curve

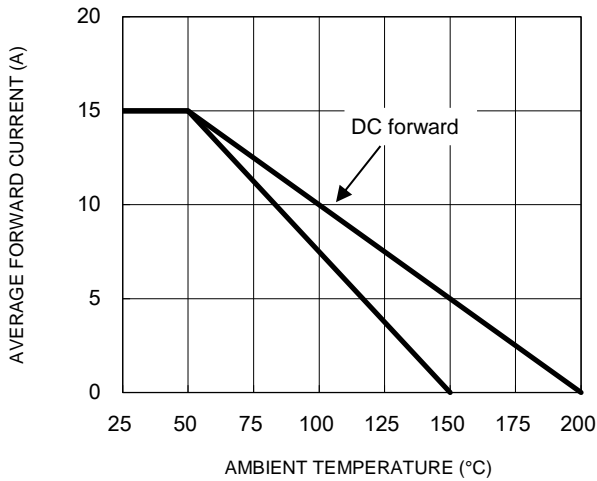


Fig.2 Typical Junction Capacitance

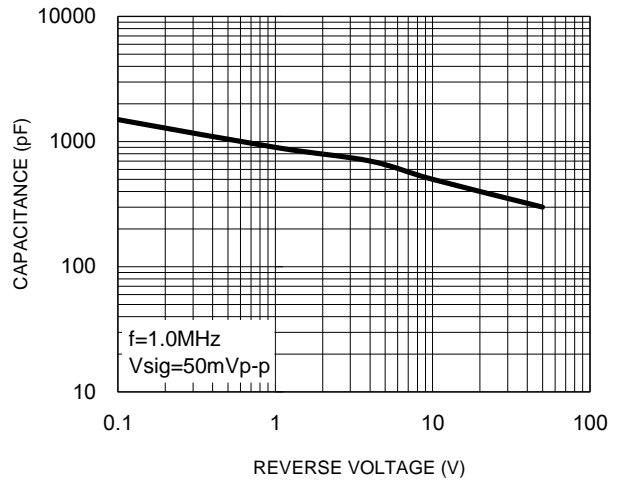


Fig.3 Typical Reverse Characteristics

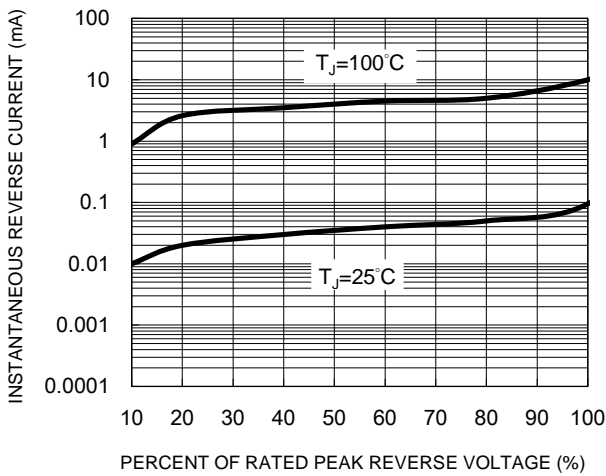


Fig.4 Typical Forward Characteristics

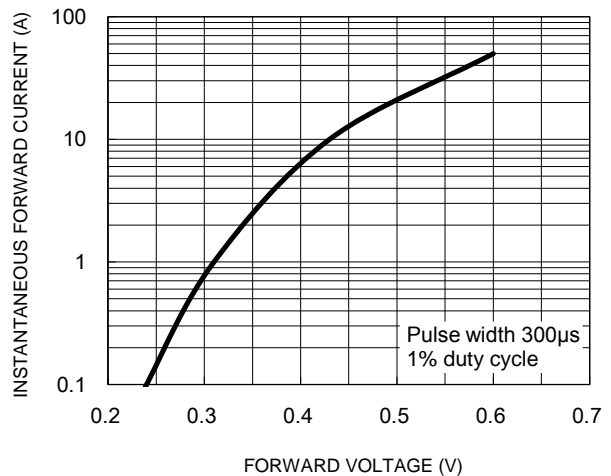
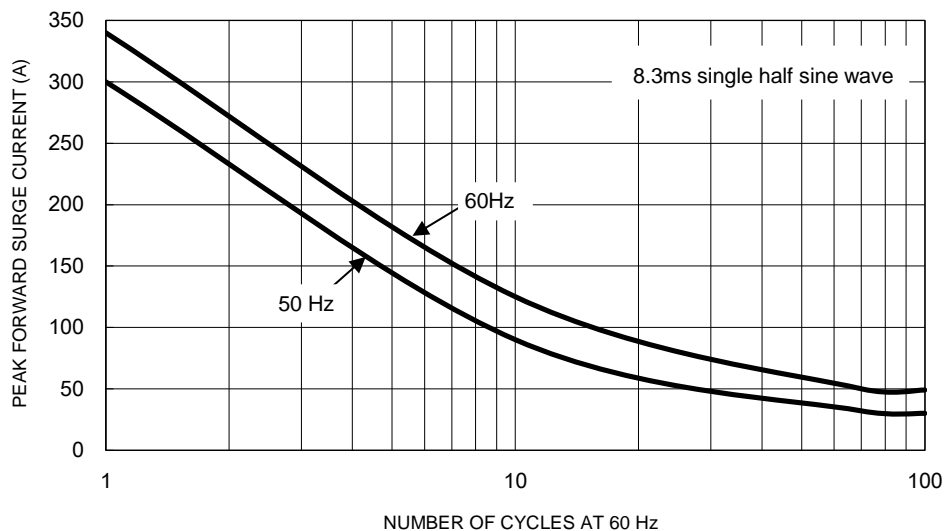


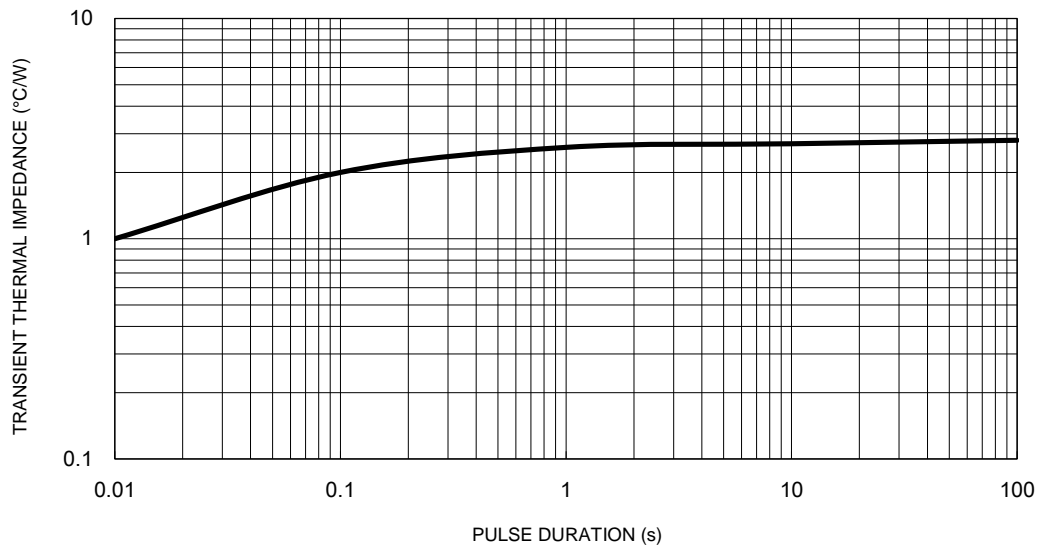
Fig.5 Maximum Non-Repetitive Forward Surge Current



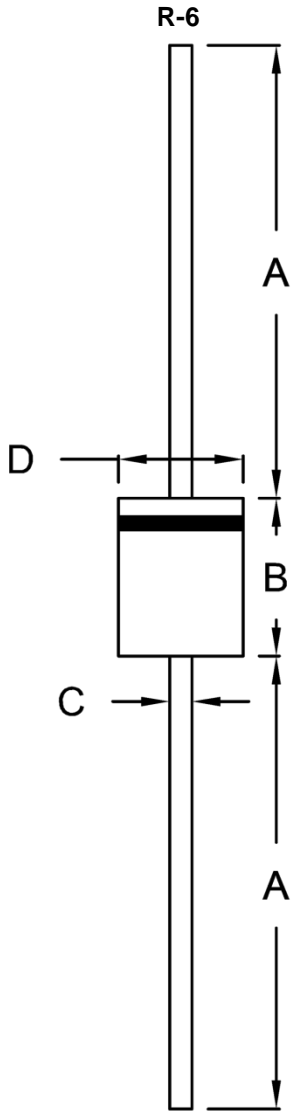
CHARACTERISTICS CURVES

($T_A = 25^\circ\text{C}$ unless otherwise noted)

Fig.6 Typical Transient Thermal Characteristics



PACKAGE OUTLINE DIMENSIONS



DIM.	Unit (mm)		Unit (inch)	
	Min.	Max.	Min.	Max.
A	25.40	-	1.000	-
B	8.60	9.10	0.339	0.358
C	1.20	1.30	0.047	0.051
D	6.80	7.20	0.268	0.283

MARKING DIAGRAM



- P/N = Marking Code
- G = Green Compound
- YWW = Date Code
- F = Factory Code

Notice

Specifications of the products displayed herein are subject to change without notice. TSC or anyone on its behalf assumes no responsibility or liability for any errors or inaccuracies.

Purchasers are solely responsible for the choice, selection, and use of TSC products and TSC assumes no liability for application assistance or the design of Purchasers' products.

Information contained herein is intended to provide a product description only. No license, express or implied, to any intellectual property rights is granted by this document. Except as provided in TSC's terms and conditions of sale for such products, TSC assumes no liability whatsoever, and disclaims any express or implied warranty, relating to sale and/or use of TSC products including liability or warranties relating to fitness for a particular purpose, merchantability, or infringement of any patent, copyright, or other intellectual property right.

The products shown herein are not designed for use in medical, life-saving, or life-sustaining applications. Customers using or selling these products for use in such applications do so at their own risk and agree to fully indemnify TSC for any damages resulting from such improper use or sale.