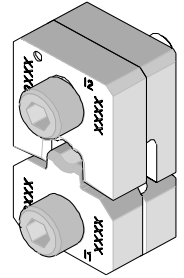




Crimp Tooling Specification Sheet

ATP Tooling Kit No. 19288-0129

Engineering No. ATP-BB-520XX



SCOPE

Tooling: ATP Tooling Kits used with Molex Air Tape Press: (ATP 100 and 300 series) or a Molex Mylar Tape Applicator (MTA series). Refer to the appropriate tool instruction manual for installation and operation information.

Products: Insulkrimp® (Double Expanded) Flanged and Snap Spade Terminals 14-16 AWG.

Refer to the Product part number charts on this sheet for terminals with the barrel and tongue styles listed above.

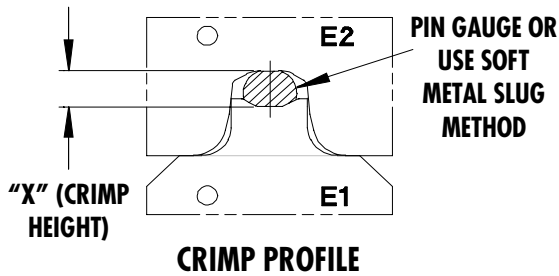
Testing

Mechanical

The tensile test or pull test is a means of evaluating the mechanical properties of the crimped connections. The following charts show the UL Specifications for various wire sizes. The tensile strength is shown in pounds and indicates the minimum acceptable force to break or separate terminal from the conductor.

Color Code	Wire Size (AWG)	*UL - 486 A
Blue	16	30
Blue	14	50

*UL - 486 A - Terminals (Copper Conductors only)



Use gauge pins or soft metal slug (solder) method to measure the "X" dimension. Verify tooling crimp height calibration by referring to the Go/No Go dimensions shown in the chart below.

Molex does not sell gauge pins contact your local industrial supplier.

Wire Range		"X" Dimension Conductor Crimp						Crimp Inspection Marking
		Mean		Go		No Go		
AWG	mm ²	In	mm	In	mm	In	mm	
14-16	2.00-1.30	.122	3.10	.119	3.02	.129	3.28	o o

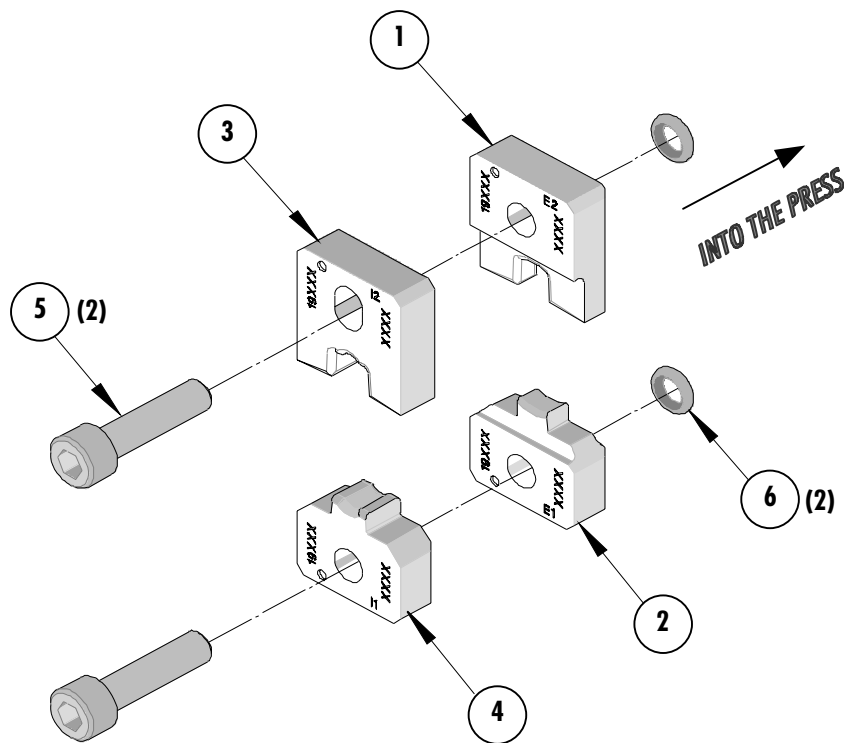
The following is a Partial List of the Product Part Numbers and their specifications that this tooling is designed to crimp. We will be adding to this list and an up to date copy is available on www.molex.com.

Wire Size: 14 – 16 AWG 2.00 – 1.30mm²					
Terminal No.	Terminal Eng No. (REF)	Wire Strip Length		Insulation Dia. Max.	
		In	mm	In	mm
19099-0021	BB-2194-08XXT	.234	5.95	.246	6.25
19099-0029	BB-2707-06XXT	.234	5.95	.246	6.25
19121-0073	BB-216-06XXT	.234	5.95	.246	6.25

Parts List

Item	Order No.	Engineering No.	Description	Qty
	19288-0129	ATP-BB-520XX	ATP Tooling Kit	REF
1	19288-0126	ATP-BB-520-E2	Conductor Punch	1
2	19288-0125	ATP-BB-550-E1	Conductor Anvil	1
3	19288-0199	ATP-C-532-I2	Insulation Punch	1
4	19288-0198	ATP-C-532-I1	Insulation Anvil	1
5	N/A	N/A	#10-32 by 3/4" Long SHCS	2**
6	N/A	N/A	O-ring 1/16 W. by 9/32" O.D.	2**

** The following purchased parts are available from an Industrial supply company such as MSC 1-800-645-7270.



Americas Headquarters
 Lisle, Illinois 60532 U.S.A.
 1-800-78MOLEX
 amerinfo@molex.com

Far East North Headquarters
 Yamato, Kanagawa, Japan
 81-462-65-2324
 feninfo@molex.com

Far East South Headquarters
 Jurong, Singapore
 65-6-268-6868
 fesinfo@molex.com

European Headquarters
 Munich, Germany
 49-89-413092-0
 eurinfo@molex.com

Corporate Headquarters
 2222 Wellington Ct.
 Lisle, IL 60532 U.S.A.
 630-969-4550
 Fax: 630-969-1352

Visit our Web site at <http://www.molex.com>