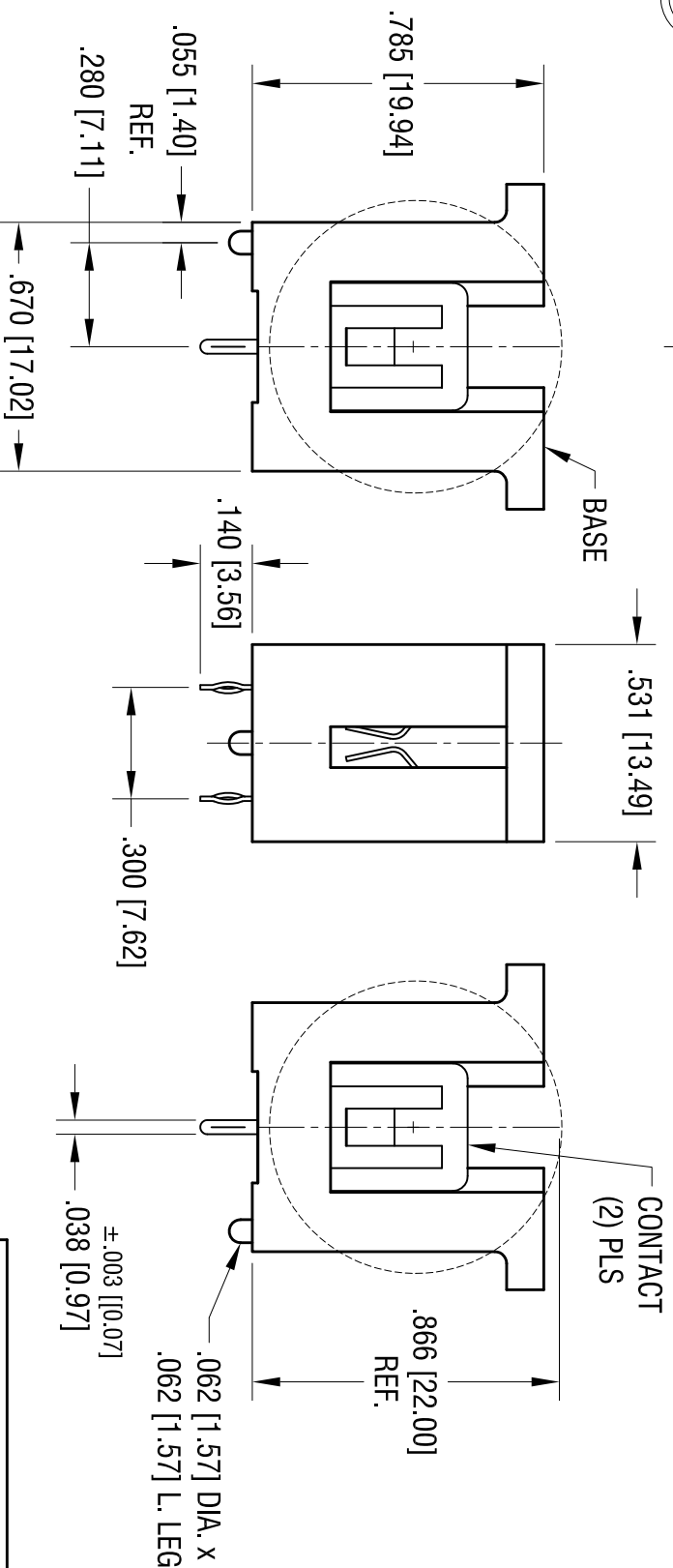
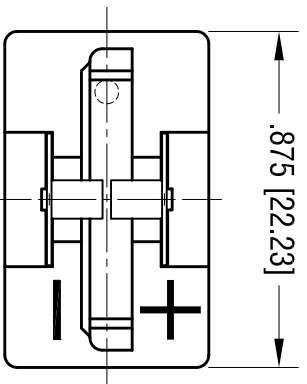
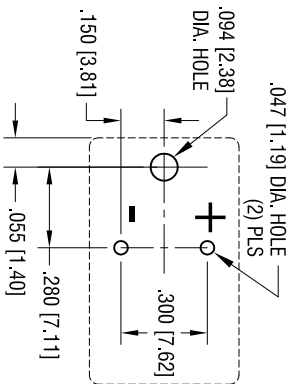

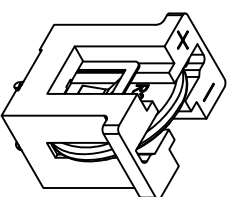


**MOUNTING DETAIL**  
TOL. ±.003 [0.07]



- NOTE:**  
 1. BASE:  
 MAT'L: PBT, UL 94V-0.  
 2. CONTACT:  
 MAT'L: .012 [0.30] THK STAINLESS STEEL.  
 FINISH: TIN NICKEL PLATE.



**ACTUAL SIZE**

THIS DOCUMENT IS THE PROPERTY OF KEYSTONE ELECTRONICS CORP. AND SHALL NOT BE REPRODUCED, DISTRIBUTED OR USED AS A BASIS FOR MANUFACTURE WITHOUT PRIOR WRITTEN PERMISSION FROM KEYSTONE ELECTRONICS CORP.

| DATE    | DESCRIPTION              | REV. |
|---------|--------------------------|------|
| 6.25.10 | CHANGE AS PER ECN 10-047 | A    |

|   |  |                        |                 |
|---|--|------------------------|-----------------|
| <b>KEYSTONE ELECTRONICS CORP.</b>                                 |  |                        |                 |
| www.keystoneco.com • NEW HYDE PARK, NY 11040 • Tel (516) 328-7500 |  |                        |                 |
| PART NAME<br>20mm VERTICAL COIN CELL HOLDER                       |  |                        |                 |
| MATERIAL<br>AS NOTED  |  |                        |                 |
| FINISH<br>AS NOTED  |  | DRN BY<br>BOONE        |                 |
| TOLERANCES<br>DECIMAL ± .010 [± 0.25 ]<br>ANGULAR ± 1°            |  | CODE<br>C              | DATE<br>4.02.98 |
|   |  | App'D<br>RH            | SCALE<br>2X     |
|   |  | DWG NO.<br><b>1067</b> |                 |