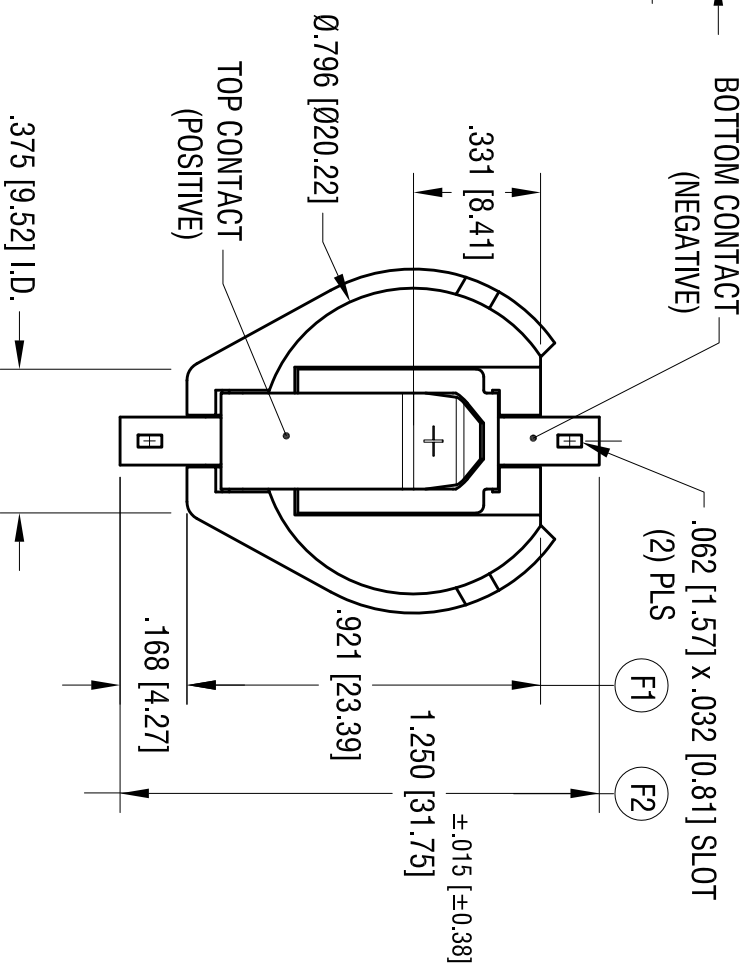
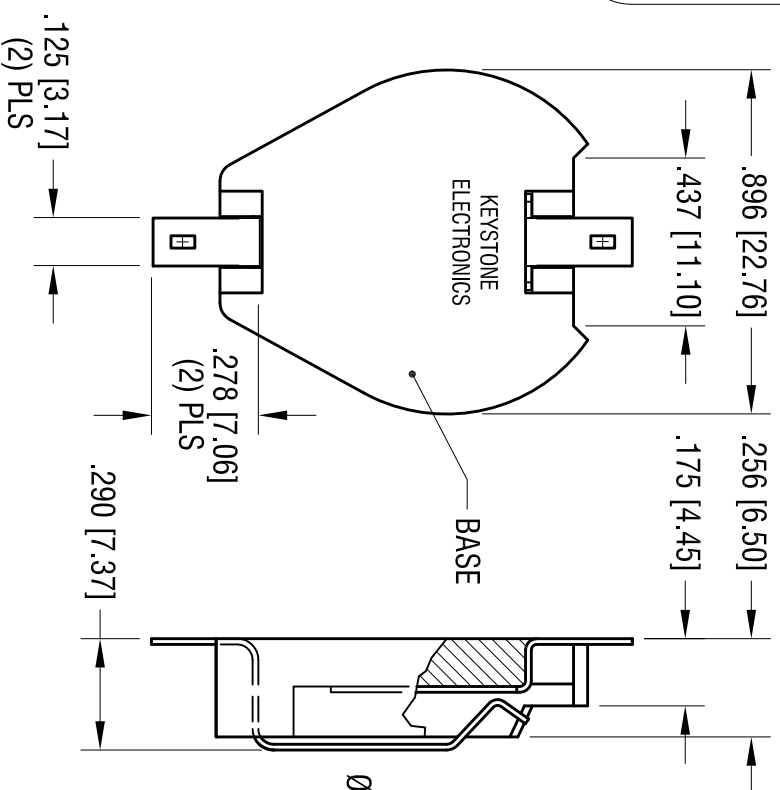
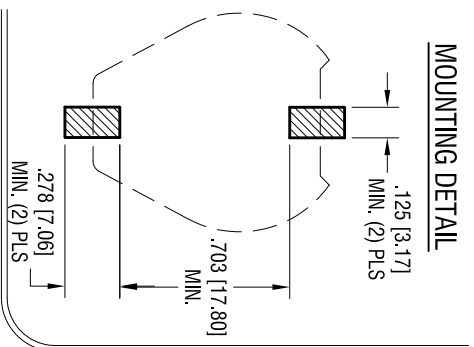
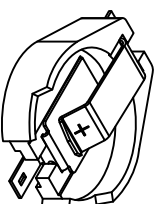


**MOUNTING DETAIL**



DATE	DESCRIPTION	REV.
9.17.04	CHANGE AS PER ECN 04-106	C
7.05.11	ECN 11-090 SPLIT C/M TO 'C' & 'M'	D
8.15.11	CHANGE AS PER ECN 11-108	E
1.10.22	ECN 22-008, (F1) WAS.931 (F2) WAS 1.250±.010	F

- NOTES:**
1. BASE:  
MAT'L - HIGH TEMPERATURE NYLON (UL 94V-0)  
COLOR BLACK
  2. CONTACTS (TOP AND BOTTOM):  
MAT'L - .015 [0.38] THK SPRING STEEL  
FINISH: TIN NICKEL PLATE



**ACTUAL SIZE**

THIS DOCUMENT IS THE PROPERTY OF KEYSTONE ELECTRONICS CORP. AND SHALL NOT BE REPRODUCED, DISTRIBUTED OR USED AS A BASIS FOR MANUFACTURE WITHOUT PRIOR WRITTEN PERMISSION FROM KEYSTONE ELECTRONICS CORP.

<b>KEYSTONE ELECTRONICS CORP.</b>			
www.keystco.com • NEW HYDE PARK, NY 11040 • Tel (516) 328-7500			
PART NAME 20mm BATTERY HOLDER, SMT			
MATERIAL AS NOTED			
FINISH AS NOTED		DRN BY BOONE	
TOLERANCES DECIMAL ± .010 [± 0.25 ] ANGULAR ± 1°		DATE 8.9.95	
CODE C		App'D RH	
		DWG NO. 1063	
SCALE 2X			