

82001-0026-05
0101-0926-05

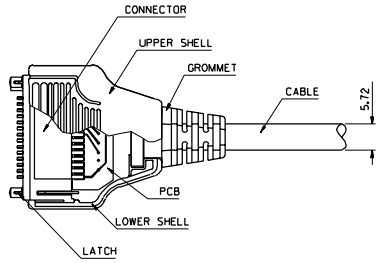
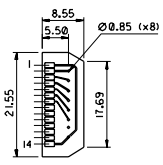
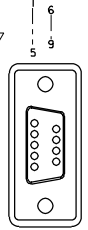
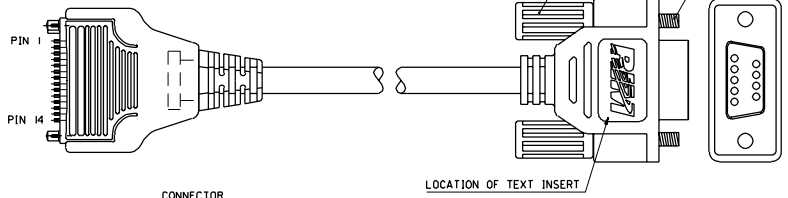
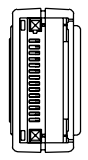
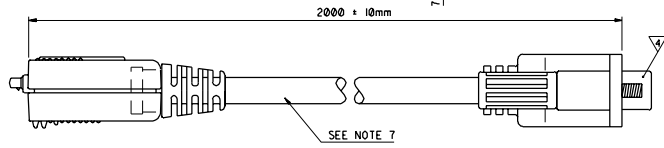
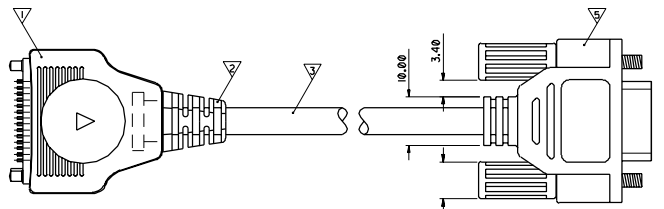
BILL OF MATERIALS

NO.	QTY.	SUPPLIER	DESCRIPTION	PART No.
1	1	MOLEX	14 POLE PLUG KIT (INCLUDING SHELLS)	9119-2002
1	1	MOLEX	OVERMOULD GROMMET	99038-0079
1	1	BELDEN	24 AWG 7/32 7 CORE CABLE (BLACK)	9612
1	1	STARCONN	9 CCT FEMALE D-SUB	DS-95
1	1	MOLEX	D-SUB OVERMOULD GROMMET	99038-0080
1	1	STARCONN	LOCKING SCREW	15-84-00N-002
1	1	MOLEX	LOCKING SCREW OVERMOULD	99038-0037

WIRING DIAGRAM

14 POLE CONNECTOR CIRCUIT No.	7 CORE CABLE COLOUR	9 CCT FEMALE D-SUB CIRCUIT No.
1	GREEN	C5
2	RED	C1
3	WHITE	C2
4	BROWN	C4
5	BLACK	C3
6	BLUE	C7
7	ORANGE	C8
8	N/A	C6
9	N/C	C9
10	N/C	
11	N/C	
12	N/C	
13	N/C	
14		

- NOTES:**
- SEE PRODUCT SPECIFICATION PS-99020-0054.
 - CONDUCTORS TO BE STRIPPED.
 - PARTS TO BE 100% CHECKED FOR SHORTS AND DISCONTINUITIES.
 - THE CABLE BRAID TO BE SOLDERED TO THE D-SUB HOUSING.
 - SHELLS TO BE ULTRASONICALLY WELDED.
 - FOR NO. 14 CONNECT PINS 1 AND 6 WITH A JUMPER WIRE.
 - SUPPLIER OR CUSTOMER APPROVED EQUIVALENT.



ORIGINAL RELEASE
E80450
MCCRAN 98/04/22
A3

1/2

2:1 *
MCCRAN 98/04/20
AMcCANN 98/04/20
MWILHITE 98/04/20

**INTERFACE
CABLE
DB9F**

S9260128.DGN 92601-0028 SD-92601-040 1 OF 1

SHT. 1 OF 1				MRI-SD-92601-040	
MODIFICATION RECORD INDEX					
ECN	ISS.	DATE	INIT.	SHTS. AFFECTED	DESCRIPTION OF MOD.
E80450	A	98.04.20	MCLR	1	ORIGINAL RELEASE
E80450	A1	98.04.28	MCLR	1	ADDED CUSTOMER LOGO
E80450	A2	98.05.01	MCLR	1	NEW CABLE PART NUMBER
E80450	A3	98.05.24	MCLR	1	CORRECT PCB VIEW
			MOLEX EUROPE		
			REVISE ONLY ON CAD SYSTEM		
THIS DRAWING CONTAINS INFORMATION THAT IS PROPRIETARY TO MOLEX INC. & SHOULD NOT BE USED WITHOUT WRITTEN PERMISSION.				CADDWG FILENAME	ISSUE
				NF 0026	S9260128 . DGN A3

