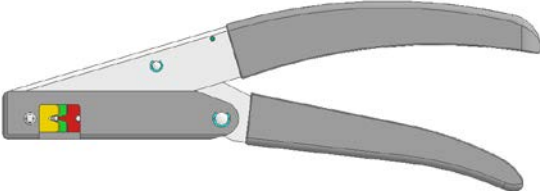
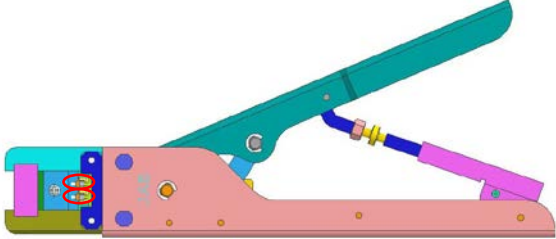
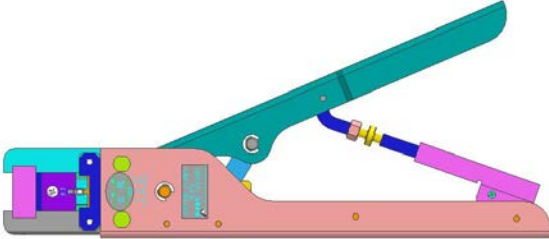
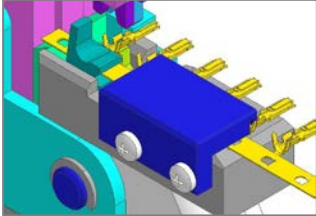
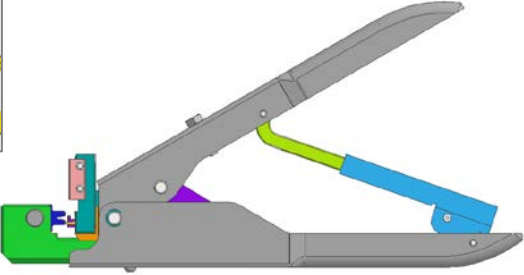


Notice: Model Hand Tool Replacements

Please be advised that the below hand tool model is now phasing out and may be replaced by the models listed below. *There is no change in product performance.*
Please refer to the following pages for further details.

Model	Tool	Details
CT150-1 (PHASING OUT)	<p style="text-align: center;">***PHASING OUT***</p> 	<p>Total length: Approx. 235 mm</p> <p>Limited to one crimping die per hand tool.</p>
Replacements		
CT150-2	<p>(1) Dual crimping tool</p>  <p>(2) Single crimping tool</p> 	<p>Total length: 255 mm</p> <p>The dual crimping tool has multiple dies to crimp different wire size.</p> <p>For further details, please refer to the instruction manual provided with each product.</p>
CT150-4	 	<p>Crimping die position and direction can be adjusted for different wire sizes.</p> <p><i>To adjust the crimper:</i></p> <ol style="list-style-type: none"> 1. Pull out the crimper retaining pin 2. Adjust crimper direction 3. Align hole 4. Insert crimper retaining pin 5. Feed terminal through the contact guide of the tool and begin crimping. <p>Refer to the instruction manual for more info.</p>

	Current Part No.	Replacement Part No.
Hand Tool Part No.	CT150-1-IL	CT150-2-IL
	CT150-1C-IL	
	CT150-1B-IL	CT150-2B-IL
	CT150-1D-IL	CT150-2C-IL
	CT150-1-ILA	CT170-14-ILA
	CT150-1-ILG	CT150-2-ILG
	CT150-1B-ILG	CT150-2B-ILG
	CT150-1C-ILG	CT150-2C-ILG
	CT150-1D-ILG	CT150-2D-ILG
	CT150-1B-ILJ	EOL
	CT150-1C-ILJ	EOL
	CT150-1-ILM	CT150-4-ILM
	CT150-1C-ILM	
	CT150-1G-PS	CT150-2G-PS
	CT150-1-PSSF	CT150-2-PSSF
	CT150-1G-PSSF	CT150-2G-PSSF
	CT150-1-AG5	CT150-2-AG5
	CT150-1-MX34	CT150-2-MX34
	CT150-1C-MX34	CT150-2C-MX34
	CT150-1-GTC	CT170-14D-GTC
CT160-3-GTC	CT170-14-GTC	
CT160-3B-GTC	CT170-14B-GTC	
CT160-3C-GTC	CT170-14C-GTC	
Notes	<ul style="list-style-type: none"> • Manufacturing of CT150-1 model has been discontinued as of June 2016. • Maintenance services for CT150-1 model will be discontinued at the end of year 2026. However, repairs of the handle may not be possible. • Hand tools intended for use with loose piece contacts have already been replaced with the CT150-2 model. 	

For any questions regarding this matter, please contact your JAE account manager.

Thank you for your cooperation.

