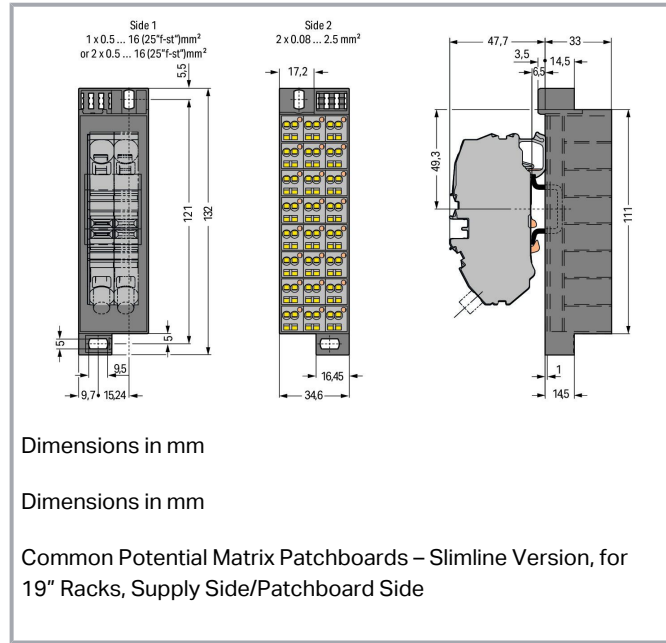


Data sheet | Item number: 726-652

Common potential matrix patchboard; Marking 1-24; with 2 input modules incl. end plate; Color of modules: gray; Numbering of modules arranged vertically; for 19" racks; Slimline version; 16,00 mm²; dark gray



www.wago.com/726-652



Data

Electrical data

Ratings per IEC/EN

Rated current	76 A
---------------	------

Ratings per IEC/EN 2

Rated current 2	24 A
-----------------	------

Connection data

Subject to changes. Please also observe the further product documentation!

WAGO GmbH & Co. KG
Hansastr. 27
32423 Minden
Phone: +49571 887-0 | Fax: +49571 887-169
Email: info.de@wago.com | Web: www.wago.com

Do you have any questions about our products?
We are always happy to take your call at +49 (571) 887-44222.



Connection 1

Connection type 1	Page 1
Connection technology	Push-in CAGE CLAMP®
Number of connection points	2
Actuation type	Operating tool
Connectable conductor materials	Copper
Solid conductor	0.2 ... 16 mm ² / 24 ... 6 AWG
Fine-stranded conductor	0.2 ... 16 mm ² / 24 ... 6 AWG
Strip length	16 ... 17 mm / 0.63 ... 0.67 inches
Wiring direction	Front-entry wiring

Connection 2

Connection type 2	Page 2
Connection technology 2	CAGE CLAMP®
Number of connection points 2	2
Solid conductor 2	0.08 ... 2.5 mm ² / 28 ... 14 AWG
Fine-stranded conductor 2	0.08 ... 2.5 mm ² / 28 ... 14 AWG
Strip length 2	8 ... 10 mm / 0.31 ... 0.39 inches

Physical data

Width	34.6 mm / 1.362 inches
Height	132 mm / 5.197 inches
Depth	80.7 mm / 3.177 inches

Mechanical Data

Marking	1 ... 24
Design	slimline

Material Data

Note (material data)	Information on material specifications can be found here
Color	dark gray
Module color	gray
Material group	I

Subject to changes. Please also observe the further product documentation!



Insulation material	Polyamide (PA66)
Flammability class per UL94	V0
Fire load	2.369 MJ
Weight	264.6 g

Commercial data

eCl@ss 10.0	27-24-26-08
eCl@ss 9.0	27-24-26-08
ETIM 8.0	EC001604
ETIM 7.0	EC001604
PU (SPU)	10 (1) pcs
Packaging type	box
Country of origin	DE
GTIN	4055143628624
Customs tariff number	85369010000

Environmental Product Compliance

CAS-No.	7439-92-1
REACH Candidate List Substance	Lead
RoHS Compliance Status	Compliant,With Exemption
RoHS Exemption	6(c) 7(a) 7(c)-I 7(c)-II
SCIP notification number (Austria)	09c078b8-fbb9-44bd-9fcf-9b87f268d13c
SCIP notification number (Belgium)	017aeac0-e767-49e6-b169-4d0b7fa150d3
SCIP notification number (Bulgaria)	e7e67ef5-fe08-45ec-9e77-f92ab0199960
SCIP notification number (Czech Republic)	95b6f53e-f9e7-454f-9e1d-f377c02e21b4
SCIP notification number (Denmark)	70cc9ebb-8dc4-450d-a97b-9992f2555ab5
SCIP notification number (Finland)	f47ee393-8674-4687-9b39-04a73136cf35
SCIP notification number (France)	57599a50-ba1a-4143-a23b-b8439af19128
SCIP notification number (Germany)	e13c224a-c1ba-4c2c-8271-3569e9d75cdc
SCIP notification number (Hungary)	e6271868-eb9b-4953-ab9e-f27a2c7cbb11
SCIP notification number (Italy)	a7e1909c-39cb-4d67-9e60-1cf9d839b3aa
SCIP notification number (Netherlands)	83e83b62-d846-4862-8755-d127e553cb1c
SCIP notification number (Poland)	f5df5412-5396-45e3-b230-a7f052e26a33
SCIP notification number (Romania)	850fd6e1-38de-4bc3-8382-c4297d60c82c
SCIP notification number (Sweden)	33c7b8a2-040d-4dec-9263-924ab7bbf83d





Subject to changes. Please also observe the further product documentation!

WAGO GmbH & Co. KG
 Hansastr. 27
 32423 Minden
 Phone: +49571 887-0 | Fax: +49571 887-169
 Email: info.de@wago.com | Web: www.wago.com



Do you have any questions about our products?
 We are always happy to take your call at +49 (571) 887-44222.

Approvals / Certificates

General approvals

Logo	Approval	Additional Approval Text	Certificate name
	CCA DEKRA Certification B.V.	EN 60998	NTR NL-7623
	CSA CSA Group	C22.2 No. 158	1101143
	KEMA/KEUR DEKRA Certification B.V.	EN 60998	71-100850
	UL UL International Germany GmbH	UL 1059	E45172

Declarations of conformity and manufacturer's declarations

Logo	Approval	Additional Approval Text	Certificate name
	EU-Declaration of Conformity WAGO GmbH & Co. KG	-	-
	UK-Declaration of Conformity WAGO GmbH & Co. KG	-	-

Optional accessories

Jumpers

Jumper			
	Item no.: 709-107 Wire commoning chain; 0.5 mm ² ; insulated; gray		www.wago.com/709-107

Marking accessories

Marking strip			
---------------	--	--	--

Subject to changes. Please also observe the further product documentation!



Item no.: 2009-110

Marking strips; for Smart Printer; on reel; not stretchable; plain; snap-on type; white

www.wago.com/2009-110

Marker carrier



Item no.: 726-902

Adaptor; dark gray

www.wago.com/726-902

Marker



Item no.: 2009-115

WMB-Inline; for Smart Printer; 1500 pieces on roll; stretchable 5 - 5.2 mm; plain; snap-on type; white

www.wago.com/2009-115



Item no.: 793-5501/000-007

WMB marking card; as card; for terminal block width 5 - 17.5 mm; stretchable 5 - 5.2 mm; plain; snap-on type; gray


www.wago.com/793-5501/000-007



Item no.: 793-5501/000-012

WMB marking card; as card; for terminal block width 5 - 17.5 mm; stretchable 5 - 5.2 mm; plain; snap-on type; orange

www.wago.com/793-5501/000-012



Item no.: 793-5501/000-014

WMB marking card; as card; for terminal block width 5 - 17.5 mm; stretchable 5 - 5.2 mm; plain; snap-on type; brown


www.wago.com/793-5501/000-014



Item no.: 793-5501/000-017

WMB marking card; as card; for terminal block width 5 - 17.5 mm; stretchable 5 - 5.2 mm; plain; snap-on type; light green

www.wago.com/793-5501/000-017



Item no.: 793-5501/000-023

WMB marking card; as card; for terminal block width 5 - 17.5 mm; stretchable 5 - 5.2 mm; plain; snap-on type; green

www.wago.com/793-5501/000-023



Item no.: 793-5501/000-024

WMB marking card; as card; for terminal block width 5 - 17.5 mm; stretchable 5 - 5.2 mm; plain; snap-on type; violet

www.wago.com/793-5501/000-024



Item no.: 793-5501/000-005

WMB marking card; as card; for terminal block width 5 - 17.5 mm; stretchable 5 - 5.2 mm; plain; snap-on type; red

www.wago.com/793-5501/000-005

Item no.: 793-5501/000-002

Subject to changes. Please also observe the further product documentation!

WAGO GmbH & Co. KG

Hansastr. 27

32423 Minden

Phone: +49571 887-0 | Fax: +49571 887-169

Email: info.de@wago.com | Web: www.wago.com

Do you have any questions about our products?

We are always happy to take your call at +49 (571) 887-44222.



WMB marking card; as card; for terminal block width 5 - 17.5 mm; stretchable 5 - 5.2 mm; plain; snap-on type; yellow www.wago.com/793-5501/000-002



Item no.: 793-5501/000-006
WMB marking card; as card; for terminal block width 5 - 17.5 mm; stretchable 5 - 5.2 mm; plain; snap-on type; blue www.wago.com/793-5501/000-006



Item no.: 793-5501
WMB marking card; as card; for terminal block width 5 - 17.5 mm; stretchable 5 - 5.2 mm; plain; snap-on type; white www.wago.com/793-5501

Terminal blocks

Supply module



Item no.: 2016-7611
Spare supply terminal block; 16 mm²; 12 mm; Push-in CAGE CLAMP®; 16,00 mm²; gray www.wago.com/2016-7611

Downloads

Documentation

Bid Text

726-652 docx - Datei	2019 Feb 21	docx 15.2 kB	Download
726-652 X81 - Datei	2019 Feb 19	xml 3.6 kB	Download

Additional Information

Technical Section Technical explanations		pdf 2.2 MB	Download
---	--	---------------	----------

CAD/CAE-Data

CAE data

EPLAN Data Portal 726-652		URL	Download
WSCAD Universe 726-652		URL	Download

Subject to changes. Please also observe the further product documentation!

Environmental Product Compliance

Compliance Search

Environmental Product Compliance 726-652


[URL](#)

[Download](#)

Common potential matrix patchboard; Marking 1-24; with 2 input modules incl. end plate; Color of modules: gray; Numbering of modules arranged vertically; for 19" racks; Slimline version; 16,00 mm²; dark gray

Installation Notes


Conductor termination



CAGE CLAMP® connection


Inserting a conductor via 210-719 Operating Tool (2.5 x 0.4 mm blade).

Testing



Testing with a 2.3 mm Ø test plug (210-137).

Subject to changes. Please also observe the further product documentation!




Snapping on an additional module with contact to mounting frame.



Assembling a matrix patchboard with additional module – direct connection to the mounting frame.

Marking



Factory-marked modules (Side 1: 1, 2, 3, 4 ...)



Individual group marking via WMB Multi Marking System

Subject to changes. Please also observe the further product documentation!