

E-Series RF 2-Way 0° Power Divider 5-1000 MHz

Rev. V3

Features

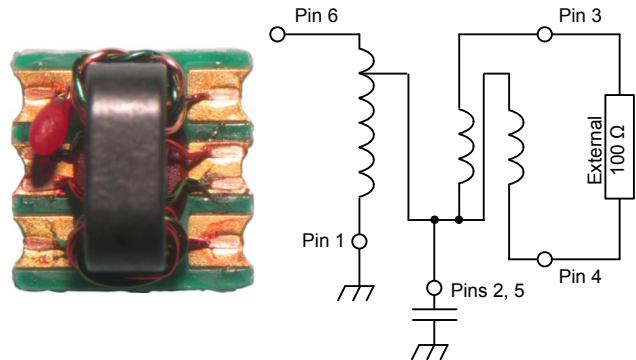
- 2-Way 0 Degree
- Surface Mount
- Tape and Reel Packaging Available
- 260°C Reflow Compatible
- RoHS Compliant
- Pb Free

Description

The MAPD-009278-5T1000 is a RoHS compliant 2-way 0 degree RF power divider in a low cost, surface mount package. Ideally suit for 50 Ω system. Two 1.5 pF capacitors and one 100 Ω resistor are required with this part.

The MAPD-009278-5T1000 is available in a SM-156 surface mount package and is designed to be utilized in both RoHS and standard reflow profiles. Parts are packaged in tape & reel.

Functional Schematic



Pin Configuration

Pin No.	Function
1	Ground
2, 5	External 1.5 pF Cap
3	Output Port 1
4	Output Port 2
6	Input

Electrical Specifications: RF Freq. = 5 - 1000 MHz, $T_A = +25^\circ\text{C}$, $Z_0 = 50 \Omega$, $P_{IN} = 0 \text{ dBm}$

Parameter	Test Conditions	Units	Min.	Typ.	Max.
Insertion Loss	Above 3dB	dB	—	—	1.4
Amplitude Imbalance	—	dB	—	—	± 0.6
Phase Imbalance	—	Degrees	—	—	± 4
Input Return Loss	—	dB	16	19	—
Output Return Loss	—	dB	16	25	—
Isolation	—	dB	16	20	—

Ordering Information

Part Number	Package
MAPD-009278-5T1000	2000 piece Reel

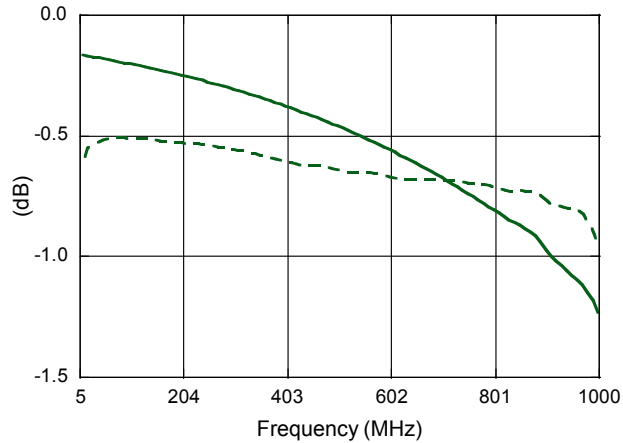
Absolute Maximum Ratings^{1,2}

Parameter	Absolute Maximum
RF Power	250 mW
DC Current	240 mA
Operating Temperature	-40°C to +85°C
Storage Temperature	-55°C to +125°C

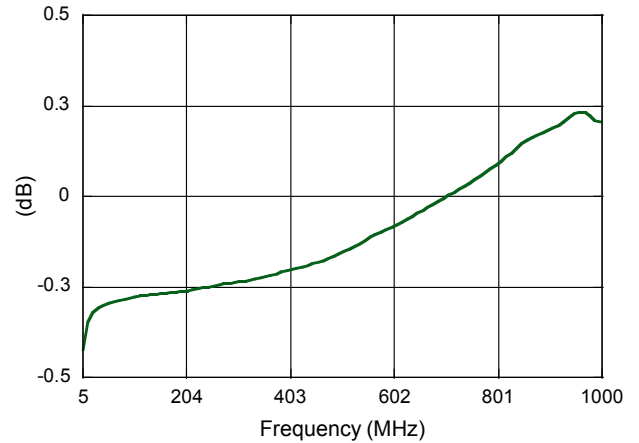
1. Exceeding any one or combination of these limits may cause permanent damage to this device.
2. MACOM does not recommend sustained operation near these survivability limits.

Typical Performance Curves

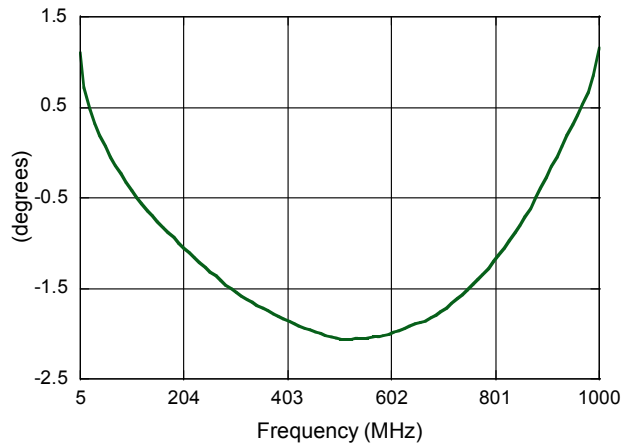
Insertion Loss



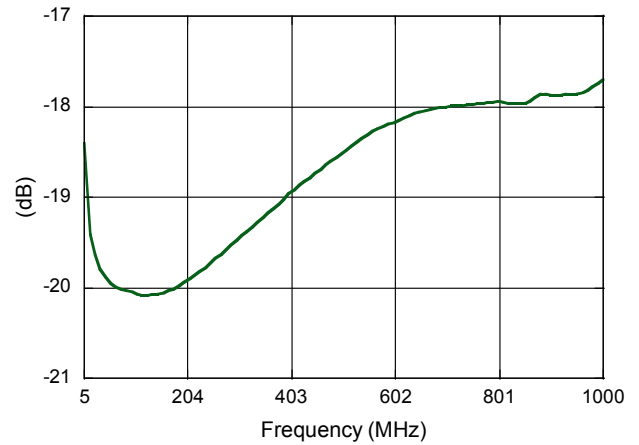
Amplitude Balance



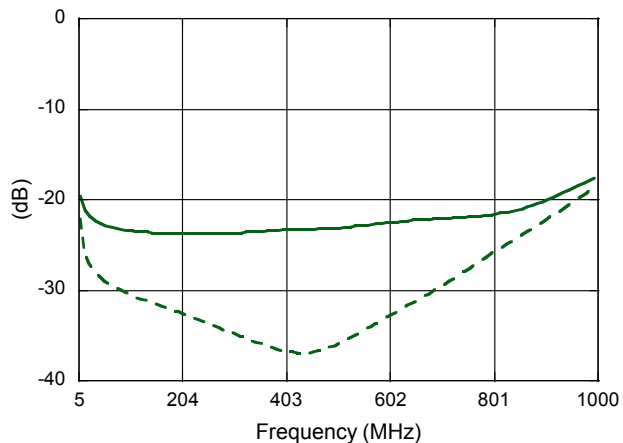
Phase Balance



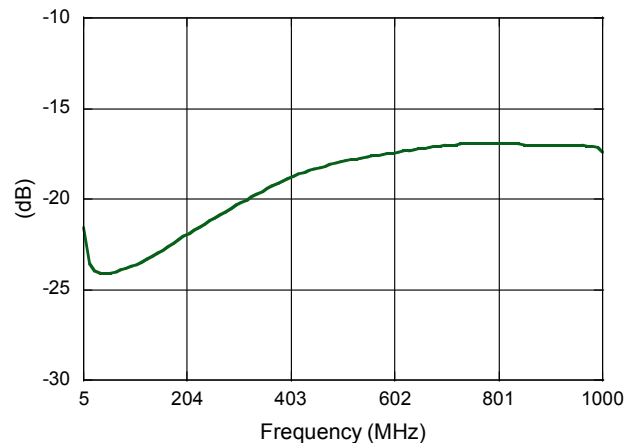
Input Return Loss



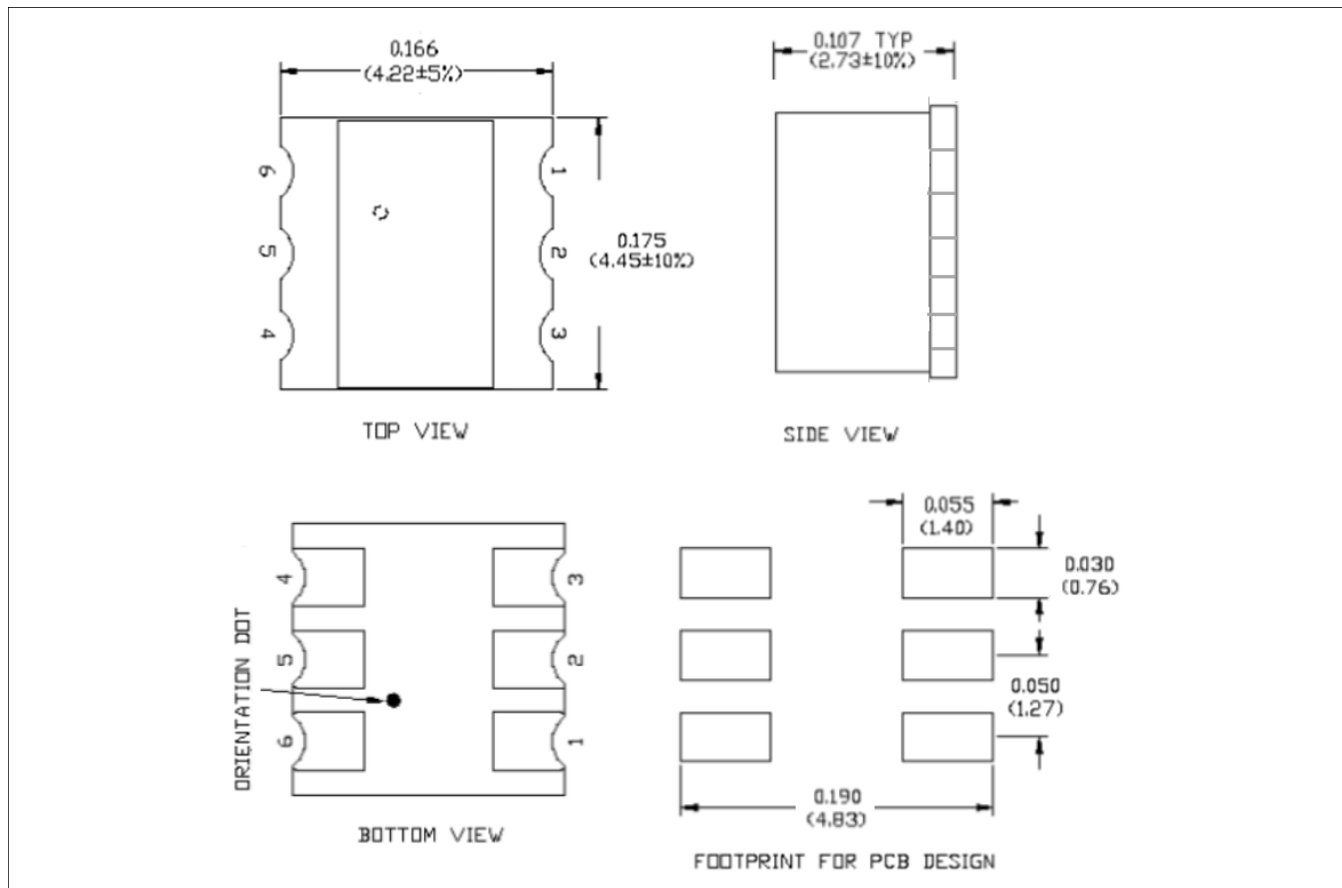
Output Return Loss



Isolation



Outline Drawing



Unless Otherwise specified dimensions in inches [mm]
Tolerance: x.xx ± 0.02, x.xxx ± 0.010

MACOM Technology Solutions Inc. All rights reserved.

Information in this document is provided in connection with MACOM Technology Solutions Inc ("MACOM") products. These materials are provided by MACOM as a service to its customers and may be used for informational purposes only. Except as provided in MACOM's Terms and Conditions of Sale for such products or in any separate agreement related to this document, MACOM assumes no liability whatsoever. MACOM assumes no responsibility for errors or omissions in these materials. MACOM may make changes to specifications and product descriptions at any time, without notice. MACOM makes no commitment to update the information and shall have no responsibility whatsoever for conflicts or incompatibilities arising from future changes to its specifications and product descriptions. No license, express or implied, by estoppel or otherwise, to any intellectual property rights is granted by this document.

THESE MATERIALS ARE PROVIDED "AS IS" WITHOUT WARRANTY OF ANY KIND, EITHER EXPRESS OR IMPLIED, RELATING TO SALE AND/OR USE OF MACOM PRODUCTS INCLUDING LIABILITY OR WARRANTIES RELATING TO FITNESS FOR A PARTICULAR PURPOSE, CONSEQUENTIAL OR INCIDENTAL DAMAGES, MERCHANTABILITY, OR INFRINGEMENT OF ANY PATENT, COPYRIGHT OR OTHER INTELLECTUAL PROPERTY RIGHT. MACOM FURTHER DOES NOT WARRANT THE ACCURACY OR COMPLETENESS OF THE INFORMATION, TEXT, GRAPHICS OR OTHER ITEMS CONTAINED WITHIN THESE MATERIALS. MACOM SHALL NOT BE LIABLE FOR ANY SPECIAL, INDIRECT, INCIDENTAL, OR CONSEQUENTIAL DAMAGES, INCLUDING WITHOUT LIMITATION, LOST REVENUES OR LOST PROFITS, WHICH MAY RESULT FROM THE USE OF THESE MATERIALS.

MACOM products are not intended for use in medical, lifesaving or life sustaining applications. MACOM customers using or selling MACOM products for use in such applications do so at their own risk and agree to fully indemnify MACOM for any damages resulting from such improper use or sale.