



**650V/ 20A Silicon Carbide Power Schottky Barrier Diode**

**Features**

- Zero reverse recovery current
- Zero forward recovery voltage
- Temperature independent switching behavior
- High temperature operation
- High frequency operation

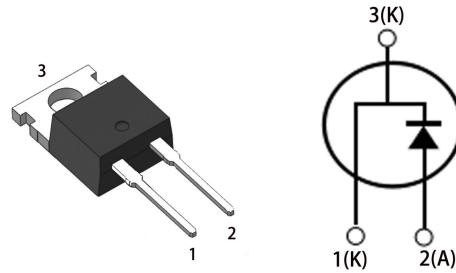
Key Characteristics		
$V_{RRM}$	<b>650</b>	<b>V</b>
$I_F, T_c \leq 154^\circ\text{C}$	<b>20</b>	<b>A</b>
$Q_c$	<b>69</b>	<b>nC</b>

**Benefits**

- Unipolar rectifier
- Substantially reduced switching losses
- No thermal run-away with parallel devices
- Reduced heat sink requirements

**Applications**

- SMPS, e.g., CCM PFC;
- Motor drives, Solar application, UPS, Wind turbine, Rail traction, EV/HEV



Part No.	Package Type	Marking
GAS06520A	TO-220AC	GAS06520A

**Maximum Ratings**

Parameter	Symbol	Test Condition	Value	Unit
Repetitive Peak Reverse Voltage	$V_{RRM}$		650	V
Surge Peak Reverse Voltage	$V_{RSM}$		650	V
DC Blocking Voltage	$V_{DC}$		650	V
Continuous Forward Current	$I_F$	$T_C=25^{\circ}C$	66	A
		$T_C=125^{\circ}C$	34	
		$T_C=154^{\circ}C$	20	
Repetitive Peak Forward Surge Current	$I_{FRM}$	$T_C=25^{\circ}C$ , $t_p=10ms$ , Half Sine Wave, $D=0.3$	100	A
Non-repetitive Peak Forward Surge Current	$I_{FSM}$	$T_C=25^{\circ}C$ , $t_p=10ms$ , Half Sine Wave	210	A
Power Dissipation	$P_{TOT}$	$T_C=25^{\circ}C$	254	W
		$T_C=110^{\circ}C$	110	W
Operating Junction	$T_j$		$-55^{\circ}C$ to $175^{\circ}C$	$^{\circ}C$
Storage Temperature	$T_{stg}$		$-55^{\circ}C$ to $175^{\circ}C$	$^{\circ}C$
Mounting Torque		M3 Screw	1	Nm
		6-32 Screw	8.8	lbf-in

**Thermal Characteristics**

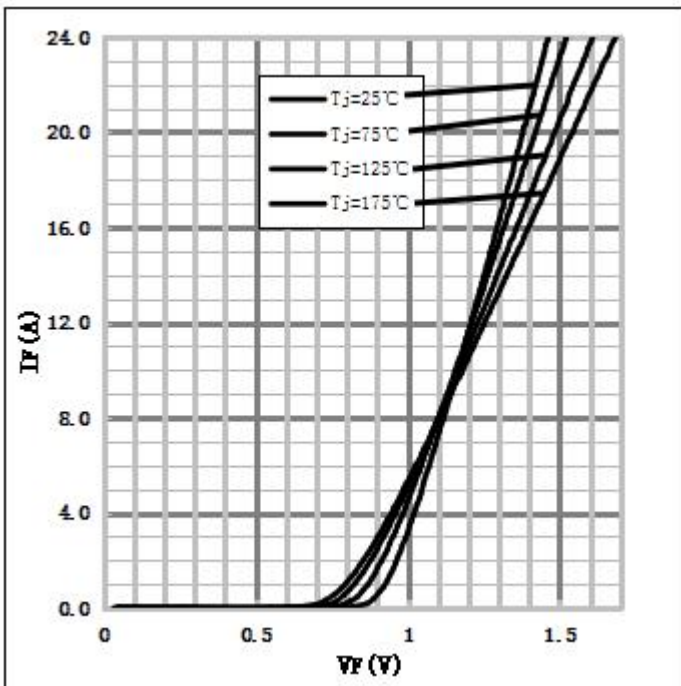
Parameter	Symbol	Test Condition	Value	Unit
			Typ.	
Thermal resistance from junction to case	$R_{th\ JC}$		0.72	$^{\circ}C/W$

**Electrical Characteristics**

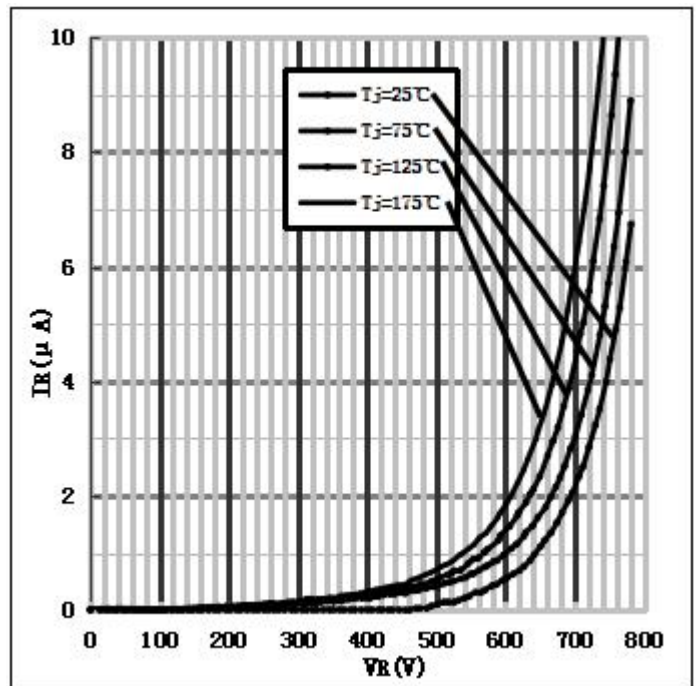
Parameter	Symbol	Test Conditions	Numerical		Unit
			Typ.	Max.	
Forward Voltage	V <sub>F</sub>	I <sub>F</sub> =20A, T <sub>j</sub> =25°C	1.38	1.7	V
		I <sub>F</sub> =20A, T <sub>j</sub> =175°C	1.55	2.0	
Reverse Current	I <sub>R</sub>	V <sub>R</sub> =650V, T <sub>j</sub> =25°C	1	50	uA
		V <sub>R</sub> =650V, T <sub>j</sub> =175°C	5	100	
Total Capacitive Charge	Q <sub>c</sub>	V <sub>R</sub> =400V, T <sub>j</sub> =150°C $Q_c = \int_0^{V_R} C(V)dV$	69	-	nC
Total Capacitance	C	V <sub>R</sub> =0V, T <sub>j</sub> =25°C, f=1MHZ	1390	2000	pF
		V <sub>R</sub> =200V, T <sub>j</sub> =25°C, f=1MHZ	130	170	
		V <sub>R</sub> =400V, T <sub>j</sub> =25°C, f=1MHZ	127	150	

**Performance Graphs**

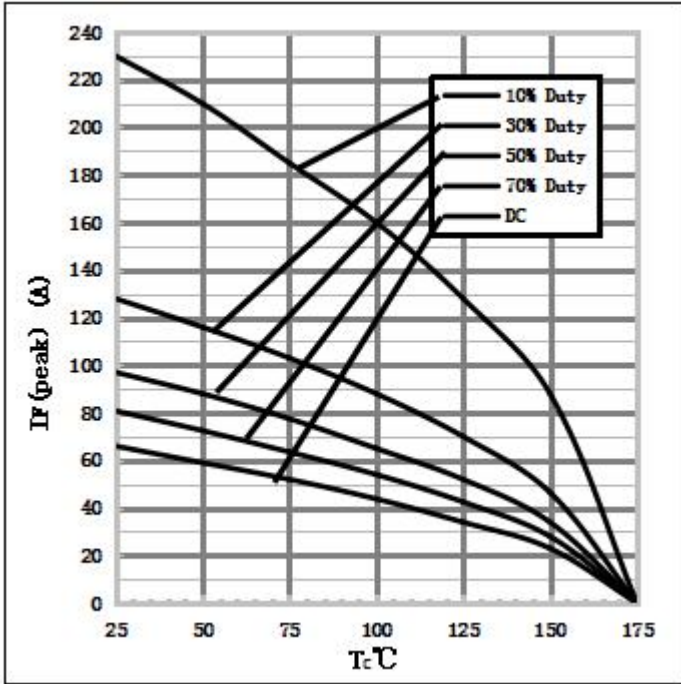
1) Forward IV characteristics as a function of T<sub>j</sub> :



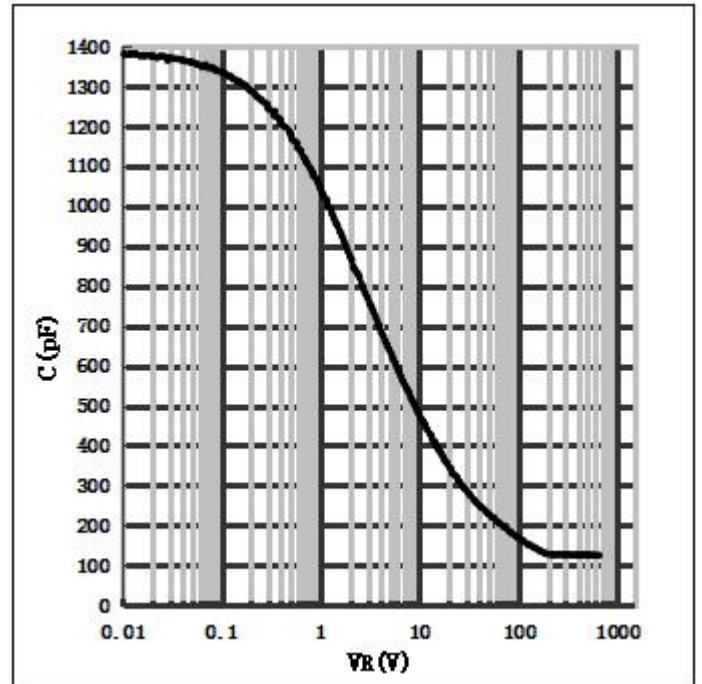
2) Reverse IV characteristics as a function of T<sub>j</sub> :



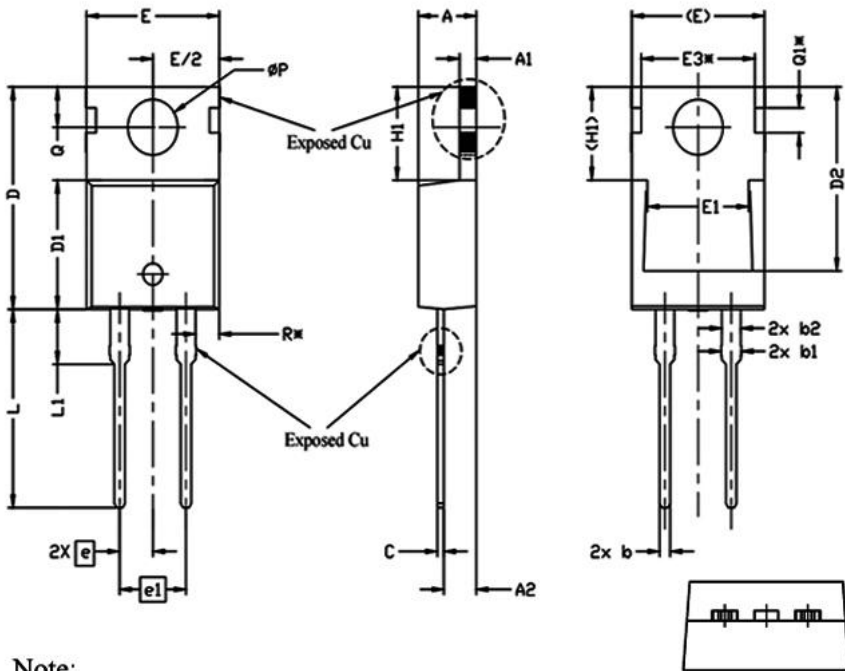
3) Current Derating:



4) Capacitance vs. reverse voltage:



Package TO-220AC



单位: mm

SYMBOL	DIMENSIONS			NOTES
	MIN.	NOM.	MAX.	
A	4.24	4.44	4.64	
A1	1.15	1.27	1.40	
A2	2.30	2.48	2.70	
b	0.70	0.80	0.90	
b1	1.20	1.55	1.75	
b2	1.20	1.45	1.70	
c	0.40	0.50	0.60	
D	14.70	15.37	16.00	4
D1	8.82	8.92	9.02	
D2	12.63	12.73	12.83	5
E	9.96	10.16	10.36	4,5
E1	6.86	7.77	8.89	5
E3*	8.70REF.			
e	2.54BSC			
e1	5.08BSC			
H1	6.30	6.45	6.60	5,6
L	13.47	13.72	13.97	
L1	3.60	3.80	4.00	
∅P	3.75	3.84	3.93	
Q	2.60	2.80	3.00	
Q1*	1.73REF.			
R*	1.82REF.			

Note:

1. Package Reference: JEDEC TO220, Variation AB.
2. All Dimensions Are In mm.
3. Slot Required, Notch May Be Rounded
4. Dimension D & E Do Not Include Mold Flash. Mold Flash Shall Not Exceed 0.127mm Pre Side. These Dimensions Are Measured At The Outermost Extreme Of The Plastic Body.
5. Thermal Pad Contour Optional Within Dimensions E, H1, D2 & E1.
6. Dimension E2 & H1 Define A Zone Where Stamping And Singulation Irregularities Are Allowed.
7. "\*" is reference .

**Note:** The levels of RoHS restricted materials in this product are below the maximum concentration values (also referred to as the threshold limits) permitted for such substances, or are used in an exempted application, in accordance with EU Directive 2011/65/EC(RoHS2). RoHS Certification and other certifications can be obtained from GPT sales representatives or GPT website: <http://globalpowertech.cn/English/index.asp>

**More product datasheets and company information can be found in:**

<http://globalpowertech.cn/English/index.asp>

