

Data sheet | Item number: 231-265/001-000/105-604/997-407

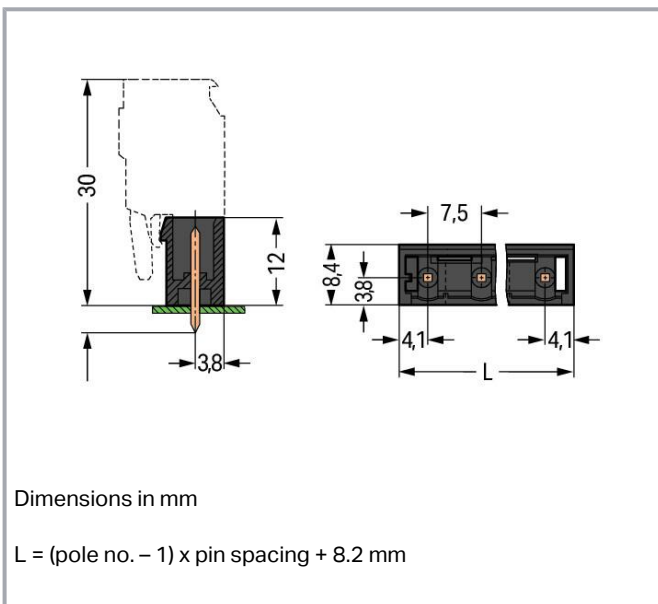
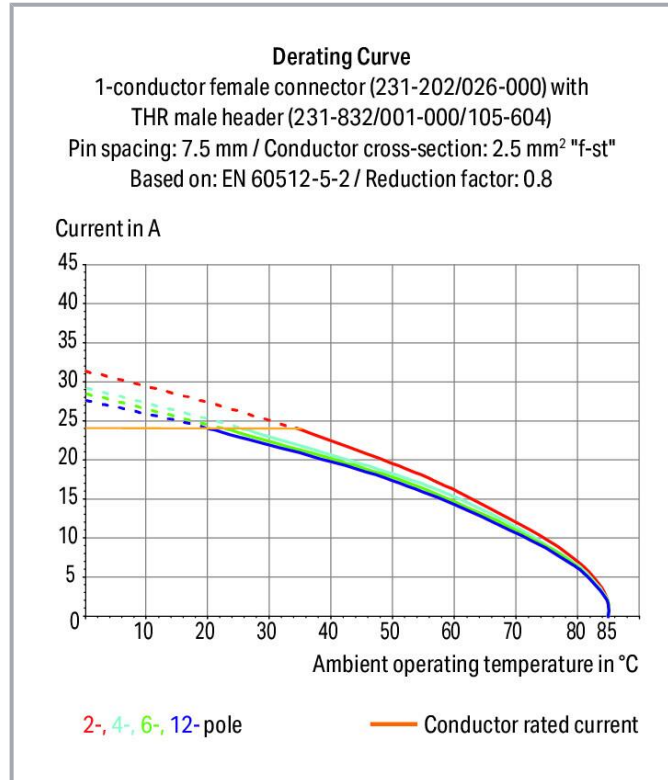
THR male header; 1.2 x 1.2 mm solder pin; straight; in tape-and-reel packaging; Pin spacing 7.5 mm; 5-pole; black



[www.wago.com/231-265/001-000/105-604/997-407](http://www.wago.com/231-265/001-000/105-604/997-407)



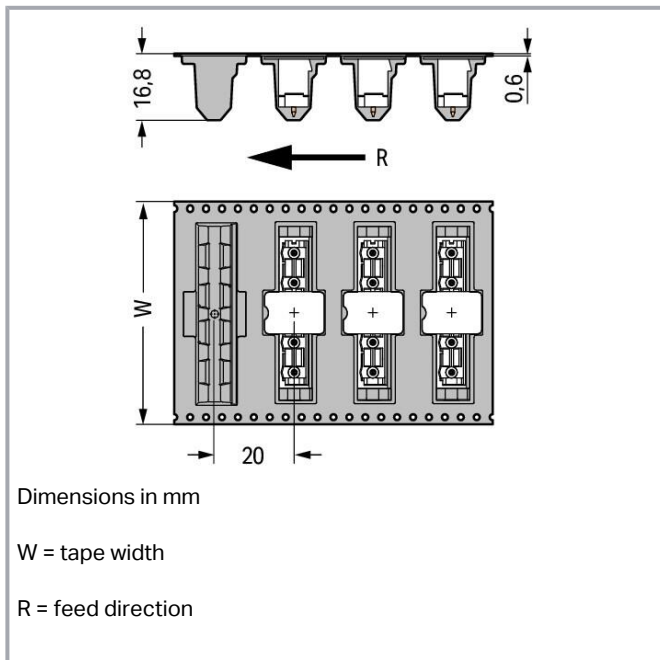
Color: ■



Subject to changes. Please also observe the further product documentation!

WAGO GmbH & Co. KG  
Hansastr. 27  
32423 Minden  
Phone: +49571 887-0 | Fax: +49571 887-169  
Email: [info.de@wago.com](mailto:info.de@wago.com) | Web: [www.wago.com](http://www.wago.com)

Do you have any questions about our products?  
We are always happy to take your call at +49 (571) 887-44222.



## Item description

- THR male headers for reflow soldering in SMT applications
- Available in tape-and-reel packaging for automated pick-and-place PCB assembly
- 1.2 x 1.2 mm solder pins allow nominal current up to 16 A, enhancing stability of shorter headers
- Also available in bulk packaging for manual placement
- Male headers may be mounted horizontally or vertically
- With coding fingers

## Data

### Notes

#### Safety information

The *MCS – MULTI CONNECTION SYSTEM* includes connectors without breaking capacity in accordance with DIN EN 61984. When used as intended, these connectors must not be connected /disconnected when live or under load. When used as intended, these connectors must not be connected/disconnected when live or under load. The circuit design should ensure header pins, which can be touched, are not live when unmated.

#### Variants:

Other pole numbers  
 Gold-plated or partially gold-plated contact surfaces  
 Other versions (or variants) can be requested from WAGO Sales or configured at <https://configurator.wago.com/>.

Subject to changes. Please also observe the further product documentation!

## Electrical data

### Ratings per IEC/EN

|                               |   |
|-------------------------------|---|
| Ratings per                   | IEC/EN 60664-1  |
| Nominal voltage (III/3)       | 500 V   |
| Rated impulse voltage (III/3) | 6 kV  |
| Rated voltage (III/2)         | 630 V   |
| Rated impulse voltage (III/2) | 6 kV  |
| Nominal voltage (II/2)        | 1000 V  |
| Rated surge voltage (II/2)    | 6 kV  |
| Rated current                 | 16 A  |
| Legend (ratings)              | (III / 2) $\hat{=}$ Overvoltage category III / Pollution degree 2 |

### Ratings per UL 1059

|                                |         |
|--------------------------------|---------|
| Approvals per                  | UL 1059 |
| Rated voltage UL (Use Group B) | 300 V   |
| Rated current UL (Use Group B) | 10 A    |
| Rated voltage UL (Use Group D) | 300 V   |
| Rated current UL (Use Group D) | 10 A    |

### Ratings per UL 1977

|                         |       |
|-------------------------|-------|
| Rated voltage (UL 1977) | 600 V |
| Rated current UL 1977   | 15 A  |

### Ratings per CSA

|                                 |       |
|---------------------------------|-------|
| Approvals per                   | CSA   |
| Rated voltage CSA (Use Group B) | 300 V |
| Rated current CSA (Use Group B) | 10 A  |
| Rated voltage CSA (Use Group D) | 300 V |
| Rated current CSA (Use Group D) | 10 A  |

### Connection data

|                            |   |
|----------------------------|---|
| Total number of potentials | 5 |
| Number of connection types | 1 |
| Number of levels           | 1 |

Subject to changes. Please also observe the further product documentation!



## Connection 1

|             |   |
|-------------|---|
| Pole number | 5 |
|-------------|---|

## Physical data

|  |                          |
|--|--------------------------|
| Pin spacing                              | 7.5 mm / 0.295 inches    |
| Width                                    | 38.2 mm / 1.504 inches   |
| Height                                   | 14.4 mm / 0.567 inches   |
| Height from the surface                  | 12 mm / 0.472 inches     |
| Depth                                    | 8.4 mm / 0.331 inches    |
| Solder pin length                        | 2.4 mm                   |
| Solder pin dimensions                    | 1.2 x 1.2 mm             |
| Plated through-hole diameter (THR)       | 1.7 <sup>(+0.1)</sup> mm |
| Reel diameter of tape-and-reel packaging | 330 mm                   |
| Tape width                               | 56 mm                    |

## Mechanical Data

|                          |     |
|--------------------------|-----|
| Variable coding          | Yes |
| Anti-rotation protection | Yes |

## Plug-in connection

|                                      |                     |
|--------------------------------------|---------------------|
| Contact type (pluggable connector)   | Male connector/plug |
| Connector (connection type)          | for PCB             |
| Mismating protection                 | No                  |
| Plugging without loss of pin spacing | No                  |
| Mating direction to the PCB          | 90 °                |
| Locking of plug-in connection        | none                |

## PCB contact

|                                     |  |
|-------------------------------------|--|
| PCB contact                         | THR                                      |
| Solder pin arrangement              | over the entire male connector (in-line) |
| Number of solder pins per potential | 1  |

## Material Data

|                      |  |
|----------------------|--|
| Note (material data) | Information on material specifications can be found here |
|----------------------|--|

Subject to changes. Please also observe the further product documentation!



|                             |  |
|-----------------------------|--|
| Color                       | black                                  |
| Material group              | I                                      |
| Insulation material         | Polyphthalamide (PPA GF)               |
| Flammability class per UL94 | V0                                     |
| Contact material            | Electrolytic copper (E <sub>Cu</sub> ) |
| Contact plating             | Tin                                    |
| Fire load                   | 0.056 MJ                               |
| Weight                      | 2.1 g                                  |
| MSL gemäß J-STD 020D        | 1                                      |

### Environmental requirements

|                         |                 |
|-------------------------|-----------------|
| Limit temperature range | -60 ... +100 °C |
| Processing temperature  | -35 ... +60 °C  |

### Commercial data


|                       |               |
|-----------------------|---------------|
| eCl@ss 10.0           | 27-44-04-02   |
| eCl@ss 9.0            | 27-44-04-02   |
| ETIM 8.0              | EC002637      |
| ETIM 7.0              | EC002637      |
| PU (SPU)              | 170 pcs       |
| Packaging type        | bag           |
| Country of origin     | DE            |
| GTIN                  | 4050821004172 |
| Customs tariff number | 85366990990   |

### Environmental Product Compliance

|                        |                         |
|------------------------|-------------------------|
| RoHS Compliance Status | Compliant, No Exemption |
|------------------------|-------------------------|

### Approvals / Certificates

#### General approvals

| Logo   | Approval                        | Additional Approval Text | Certificate name |
|--|---------------------------------|--------------------------|------------------|
|  | CSA<br>DEKRA Certification B.V. | C22.2                    | 1466354          |
|  | UR                              | UL 1059                  | E45172           |

Subject to changes. Please also observe the further product documentation!



Underwriters Laboratories Inc.

## Counterpart



Item no. 231-205/026-000

1-conductor female connector; CAGE CLAMP®; 2.5 mm²; Pin spacing 7.5 mm; 5-pole; 2,50 mm²; gray

[www.wago.com/231-205/026-000](http://www.wago.com/231-205/026-000)

## Optional accessories

### Coding

Intermediate plate



Item no.: 231-500

Spacer; for formation of groups; light gray

[www.wago.com/231-500](http://www.wago.com/231-500)

## Downloads

### Documentation

#### Additional Information

|                        |            |          |          |
|------------------------|------------|----------|----------|
| Technical Section      | 2019 Apr 3 | pdf      | Download |
| Technical explanations |            | 2.0 MB   |          |
| THR Soldering Process  |            | pdf      | Download |
|                        |            | 548.2 kB |          |

## CAD/CAE-Data

### CAD data

|  |     |          |
|--|-----|----------|
| 2D/3D Models 231-265/001-000/105-604/997-407 | URL | Download |
|--|-----|----------|

## Environmental Product Compliance

### Compliance Search

|   |     |          |
|---|-----|----------|
| Environmental Product Compliance 231-265/001-000/105-604/997-407  | URL | Download |
| THR male header; 1.2 x 1.2 mm solder pin; straight; in tape-and-reel packaging; Pin spacing 7.5 mm; 5-pole; black |     |          |


Subject to changes. Please also observe the further product documentation!

WAGO GmbH & Co. KG  
Hansastr. 27  
32423 Minden  
Phone: +49571 887-0 | Fax: +49571 887-169  
Email: [info.de@wago.com](mailto:info.de@wago.com) | Web: [www.wago.com](http://www.wago.com)

Do you have any questions about our products?  
We are always happy to take your call at +49 (571) 887-44222.

## Installation Notes

### Coding



Coding a male header – fitting coding key(s).

### Product family

**MCS MIDI Classic**

[Show all products from the family](#)

Subject to changes. Please also observe the further product documentation!