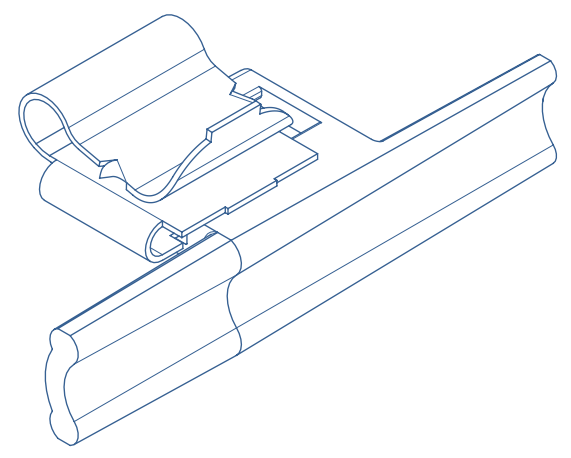
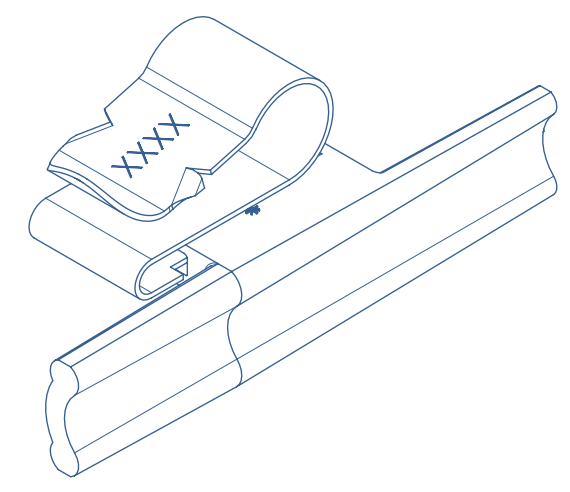


SYMBOL DEFINITION	
A DIMENSION WITHOUT AN INSPECTION REPORT SYMBOL DOES NOT REQUIRE INSPECTION. IT MAY BE CONTROLLED ON THE INDIVIDUAL COMPONENT DRAWING.	TOTAL NO. OF INSPECTIONS REQUIRED
	LAST NO. USED

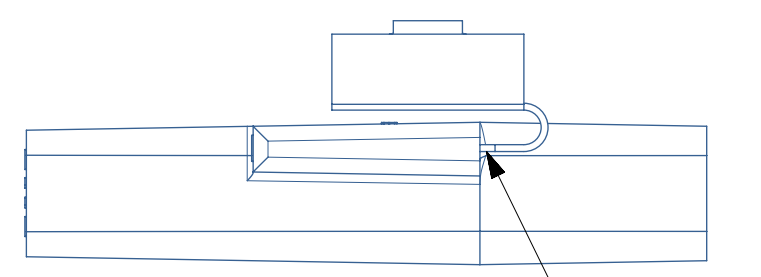
MISSING SYMBOLS	Revision Level			Revision Record	Changed	Date	Approved	Date
	NO MISSING SYMBOL NUMBERS	Drawing	State					
	56.1	Design Release	-	SEE ECN# 014346	NHK	03/14/18	EJH	03/14/18



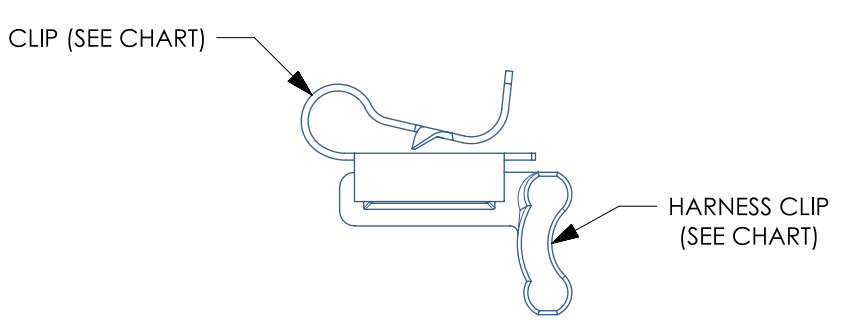
ISOMETRIC VIEW



ISOMETRIC VIEW



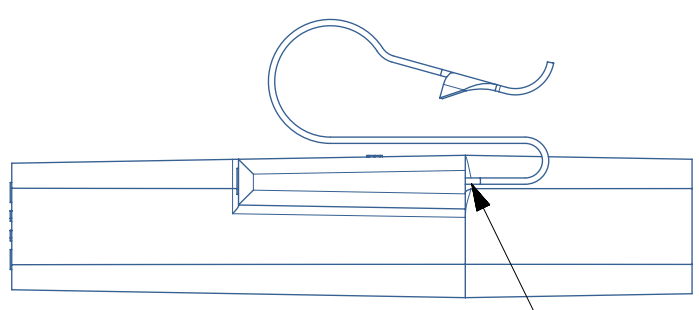
SEE DETAIL A



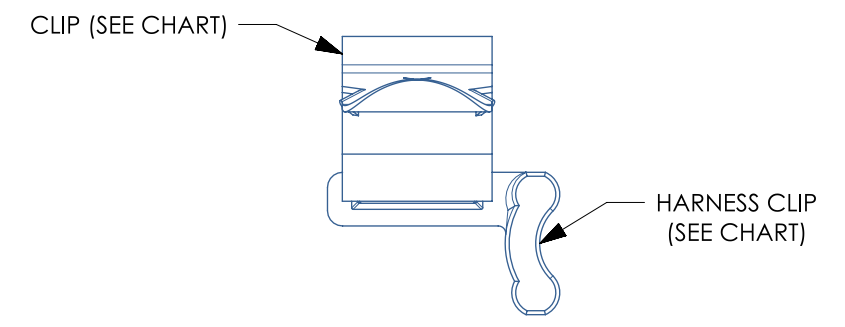
CLIP (SEE CHART)

HARNESS CLIP (SEE CHART)

TYPE 101



SEE DETAIL A



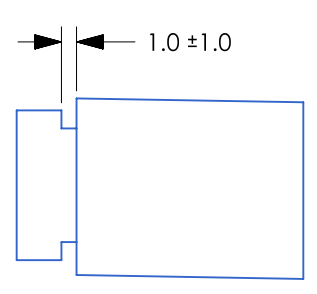
CLIP (SEE CHART)

HARNESS CLIP (SEE CHART)

TYPE 102

NOTES:

- UNLESS OTHERWISE SPECIFIED AND/OR INDICATED:
DIMENSIONS ARE TO FACE OF VIEW SHOWN AND AUTOMATICALLY ROUNDED BY COMPUTER FOR INSPECTION (SEE MATH MODEL FOR PRECISE DIMENSIONS). FOR ALL OTHER DIMENSIONS NOT SHOWN, BUT REQUIRED FOR TOOL BUILD, SEE MATH MODEL FOR PRECISE TOOL PATH DATA.
- OBSOLETE PART(S) CONTAIN A HEXAVALENT CHROME COATING, DO NOT USE THIS PART ON NEW APPLICATIONS. HEXAVALENT CHROME IS A BAND SUBSTANCE. IF THIS PART IS REQUIRED FOR CURRENT OR FUTURE BUSINESS OR FOR SERVICE REQUIREMENTS, CONTACT THE PRODUCT LINE ENGINEER OF MATERIALS ENGINEERING TO GET A NEW PART THAT IS FREE FROM HEXAVALENT CHROME. JULY 1, 2007 FOR SERVICE REQUIREMENTS.
- THIS PRODUCT IS NOT CATEGORIZED AS AN APPEARANCE ITEM. MINOR IMPERFECTIONS INCLUDING, BUT NOT LIMITED TO, FLOW MARKS, COLOR BLEMISHES, GATE VESTIGES, AND SOFT FLASH THAT DO NOT AFFECT THE FIT, FORM, OR FUNCTION OF THE PART ARE PERMISSIBLE PER SPEC: S-QA-10.3-9
- CLIP SHALL WITHSTAND 6.7 LBS (30N) MINIMUM DISENGAGE FORCE FROM CLIP SLOT OF HARNESS CLIP.



DETAIL A FOR APPLICABLE METAL CLIP TYPES



ASSEMBLY PROCESS NOTES:

- ASSEMBLE SPRING CLIP SECURELY IN HARNESS CLIP. SEE APPLICABLE DETAIL A

TYPE	ASSY	PART NUMBER	HARNESS CLIP	CLIP	COLOR
101	17-1095	15497246	12041389	15495808	BLACK
101	17-1097	15497222	12041389	15495810	BLACK
102	17-1096	15497230	12041389	15495960	BLACK

DIMENSIONS ENCLOSED IN () INDICATE REFERENCE DIMENSIONS AND NO TOLERANCE LIMITS ARE ESTABLISHED.

Material SEE CHART	Units millimeters	The copyright of this drawing is reserved by HellermannTyton. It is not reproduced, copied or disclosed to a third party, either wholly or in part, without the consent of HellermannTyton.
Tolerance defined on each dimension		

Drawn RJE 08/10/17
 Approved EJH 08/10/17
HellermannTyton
 North America
 Email: corp@htamericas.com
 Web: www.hellermann-tyton.com

THIS DRAWING SUPERCEDES DELPHI DWG: 08905026 REV 54

Article/Type-No SEE CHART	Scale 2:1
Title TAXI ASM MOUN CLIP TAPE ON	Project Number 17-1095
Drawing-No 17-1095-001-CSU	PRODUCTION : Phase Format C Sheet 1 / 1