

Plug - SP 2,5/16 - 3040876

Please be informed that the data shown in this PDF Document is generated from our Online Catalog. Please find the complete data in the user's documentation. Our General Terms of Use for Downloads are valid (<http://phoenixcontact.com/download>)



Plug, Connection method: Spring-cage connection, Number of positions: 16, Cross section: 0.08 mm² - 4 mm², AWG: 28 - 12, Width: 83.2 mm, Height: 39 mm, Color: gray

The illustration shows a 6-position version



Key Commercial Data

Packing unit	1 pc
Custom tariff number	85366990
Country of origin	Poland

Technical data

General

Number of positions	16
Number of levels	1
Number of connections	16
Nominal cross section	2.5 mm ²
Color	gray
Insulating material	PA
Flammability rating according to UL 94	V0
Maximum load current	24 A (with a 2.5 mm ² conductor cross section)
Rated surge voltage	6 kV
Degree of pollution	3
Overvoltage category	III
Insulating material group	I
Maximum load current	24 A (with 4 mm ² conductor cross section)
Nominal current I _N	24 A
Nominal voltage U _N	500 V

Plug - SP 2,5/16 - 3040876

Technical data

General

Open side panel	No
-----------------	----

Dimensions

Width	83.2 mm
Length	15.8 mm
Height	39 mm
	24.00 mm
Pitch	5.20 mm

Connection data

Connection method	Spring-cage connection
Connection in acc. with standard	IEC 61984
Conductor cross section solid min.	0.08 mm ²
Conductor cross section solid max.	4 mm ²
Conductor cross section AWG min.	28
Conductor cross section AWG max.	12
Conductor cross section flexible min.	0.08 mm ²
Conductor cross section flexible max.	2.5 mm ²
Min. AWG conductor cross section, flexible	28
Max. AWG conductor cross section, flexible	14
Conductor cross section flexible, with ferrule without plastic sleeve min.	0.14 mm ²
Conductor cross section flexible, with ferrule without plastic sleeve max.	2.5 mm ²
Conductor cross section flexible, with ferrule with plastic sleeve min.	0.14 mm ²
Conductor cross section flexible, with ferrule with plastic sleeve max.	2.5 mm ²
2 conductors with same cross section, stranded, TWIN ferrules with plastic sleeve, max.	0.5 mm ²
Stripping length	10 mm
Internal cylindrical gage	A3
Connection method	Plug connection

Standards and Regulations

Connection in acc. with standard	CSA
	IEC 61984
Flammability rating according to UL 94	V0

Classifications

eCl@ss

eCl@ss 4.0	272607xx
------------	----------

Plug - SP 2,5/16 - 3040876

Classifications

eCl@ss

eCl@ss 4.1	27260701
eCl@ss 5.0	27260701
eCl@ss 5.1	27260701
eCl@ss 6.0	27141151
eCl@ss 7.0	27141151
eCl@ss 8.0	27141151
eCl@ss 9.0	27141151

ETIM

ETIM 2.0	EC000897
ETIM 3.0	EC000897
ETIM 4.0	EC002021
ETIM 5.0	EC002021

UNSPSC

UNSPSC 6.01	30211802
UNSPSC 7.0901	39121402
UNSPSC 11	39121402
UNSPSC 12.01	39121402
UNSPSC 13.2	39121402

Approvals

Approvals

Approvals

CSA / UL Recognized / VDE Gutachten mit Fertigungsüberwachung / cUL Recognized / LR / GL / RS / IECCEB Scheme / EAC / cULus Recognized


Ex Approvals

Approvals submitted


Approval details

Plug - SP 2,5/16 - 3040876


Approvals

CSA 


	B	C	D
mm ² /AWG/kcmil	24-12	24-12	24-12
Nominal current I _N	20 A	20 A	5 A
Nominal voltage U _N	300 V	300 V	300 V

UL Recognized 

	B	C	D
mm ² /AWG/kcmil	28-12	28-12	28-12
Nominal current I _N	20 A	20 A	5 A
Nominal voltage U _N	300 V	300 V	600 V

VDE Gutachten mit Fertigungsüberwachung 

mm ² /AWG/kcmil	0.2-4
Nominal voltage U _N	500 V

cUL Recognized 

	B	C	D
mm ² /AWG/kcmil	28-12	28-12	28-12
Nominal current I _N	20 A	20 A	5 A
Nominal voltage U _N	300 V	300 V	600 V

LR

GL

RS

Plug - SP 2,5/16 - 3040876

Approvals

IECEE CB Scheme	
mm ² /AWG/kcmil	0.2-4
Nominal voltage UN	500 V

EAC

cULus Recognized

Drawings

Diagram

Derating
 curve
 for
 ST
 2,5/
 1P/IN-
 3P/1P,
 3P/
 2P-
 3P/IN-
 2P/1P
 3P/IN/
 1P
 all
 derating
 versions
 SP...

Diagram

Derating
 curve
 for
 STTB
 2,5/
 2P/ATTRO/2P,
 STTB
 2,5/

Plug - SP 2,5/16 - 3040876

QUATTRO/4P
and
for
plug
versions
SP...

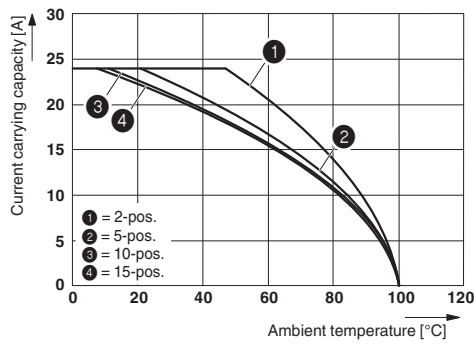
Diagram

Circuit diagram



Derating
curve
for
ST
2,5-4L/1P,
ST
2,5-4L/2P
and
for
all
plug
versions
SP...

Diagram



The figure shows the derating curve of the ST 2,5... terminal block in connection with the SP 2,5 plug