

CMDD6263

**SURFACE MOUNT SILICON  
HIGH VOLTAGE  
SCHOTTKY DIODE**



**SOD-323 CASE**

**MARKING CODE: D63**

**MAXIMUM RATINGS:** ( $T_A=25^\circ\text{C}$ )

Peak Repetitive Reverse Voltage  
Continuous Forward Current  
Peak Forward Surge Current,  $t_p=1.0\text{s}$   
Power Dissipation  
Operating and Storage Junction Temperature  
Thermal Resistance

**SYMBOL**

SYMBOL		UNITS
$V_{RRM}$	70	V
$I_F$	15	mA
$I_{FSM}$	50	mA
$P_D$	250	mW
$T_J, T_{stg}$	-65 to +150	$^\circ\text{C}$
$\theta_{JA}$	500	$^\circ\text{C/W}$

**ELECTRICAL CHARACTERISTICS:** ( $T_A=25^\circ\text{C}$ )

SYMBOL	TEST CONDITIONS	MIN	TYP	MAX	UNITS
$I_R$	$V_R=50\text{V}$		10	200	nA
$BV_R$	$I_R=10\mu\text{A}$	70			V
$V_F$	$I_F=1.0\text{mA}$		395	410	mV
$C_J$	$V_R=0, f=1.0\text{MHz}$			2.0	pF
$t_{rr}$	$I_R=I_F=10\text{mA}, I_{rr}=1.0\text{mA}, R_L=100\Omega$			5.0	ns



[www.centrasemi.com](http://www.centrasemi.com)

**DESCRIPTION:**

The CENTRAL SEMICONDUCTOR CMDD6263 is a High Voltage, low  $V_F$ , silicon Schottky diode in a surface mount package, designed for fast switching applications requiring low forward voltage drop.

**FEATURES:**

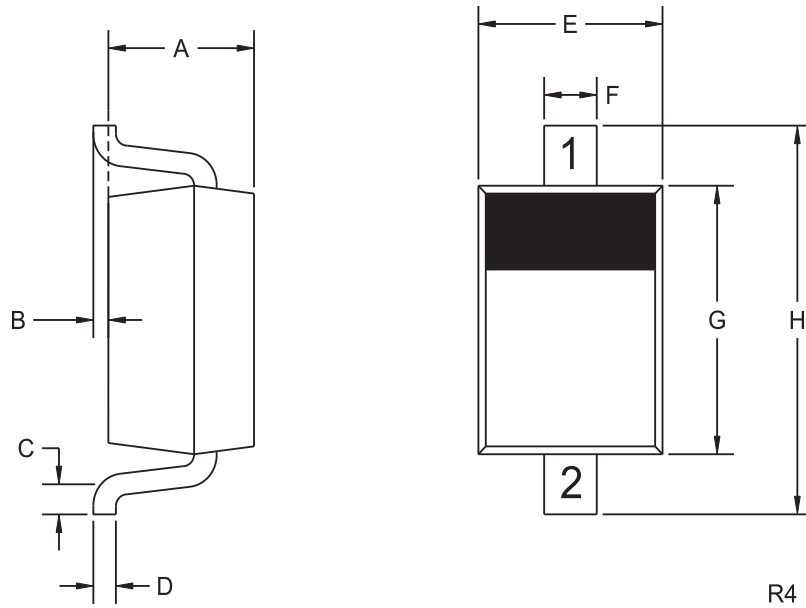
- High Voltage (70V)
- Low Forward Voltage

CMDD6263

SURFACE MOUNT  
HIGH VOLTAGE SILICON  
SCHOTTKY DIODE



SOD-323 CASE - MECHANICAL OUTLINE



LEAD CODE:

- 1) Cathode
- 2) Anode

MARKING CODE: D63

DIMENSIONS				
SYMBOL	INCHES		MILLIMETERS	
	MIN	MAX	MIN	MAX
A	0.031	0.039	0.80	1.00
B	0.000	0.004	0.00	0.10
C	0.008	-	0.20	-
D	0.004	0.007	0.11	0.19
E	0.045	0.053	1.15	1.35
F	-	0.014	-	0.35
G	0.063	0.071	1.60	1.80
H	0.094	0.102	2.40	2.60

SOD-323 (REV: R4)

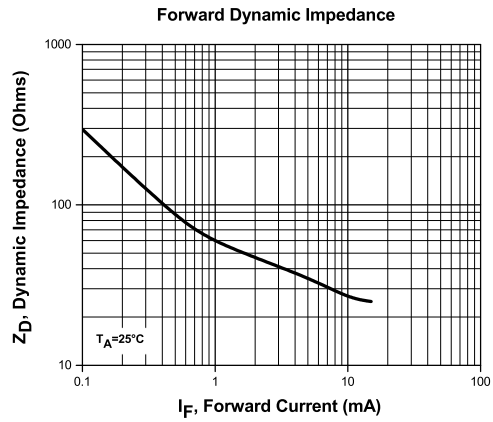
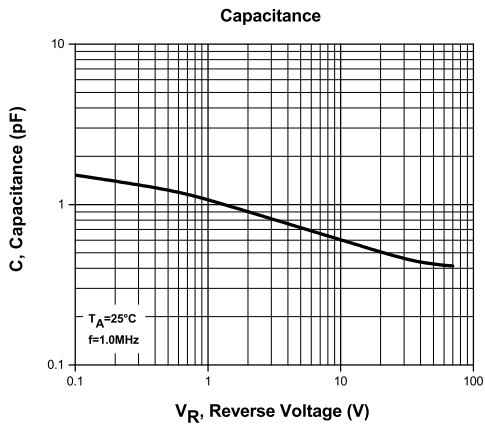
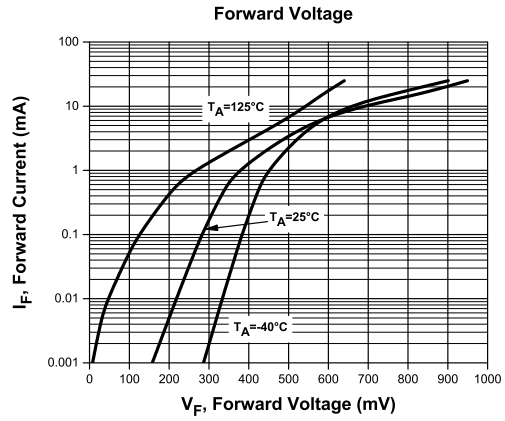
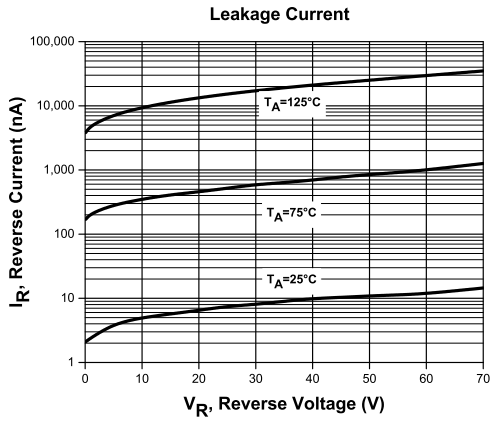
R4 (11-December 2015)

CMDD6263

SURFACE MOUNT SILICON  
HIGH VOLTAGE  
SCHOTTKY DIODE



TYPICAL ELECTRICAL CHARACTERISTICS



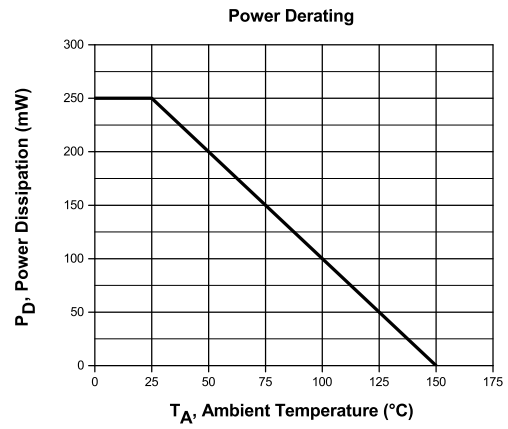
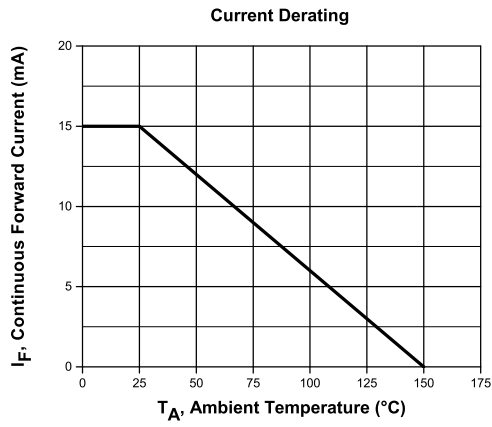
R4 (11-December 2015)

CMDD6263

SURFACE MOUNT SILICON  
HIGH VOLTAGE  
SCHOTTKY DIODE



### TYPICAL ELECTRICAL CHARACTERISTICS



R4 (11-December 2015)

## OUTSTANDING SUPPORT AND SUPERIOR SERVICES



---

### PRODUCT SUPPORT

Central's operations team provides the highest level of support to insure product is delivered on-time.

- Supply management (Customer portals)
- Inventory bonding
- Consolidated shipping options
- Custom bar coding for shipments
- Custom product packing

---

### DESIGNER SUPPORT/SERVICES

Central's applications engineering team is ready to discuss your design challenges. Just ask.

- Free quick ship samples (2<sup>nd</sup> day air)
- Online technical data and parametric search
- SPICE models
- Custom electrical curves
- Environmental regulation compliance
- Customer specific screening
- Up-screening capabilities
- Special wafer diffusions
- PbSn plating options
- Package details
- Application notes
- Application and design sample kits
- Custom product and package development

---

### REQUESTING PRODUCT PLATING

1. If requesting Tin/Lead plated devices, add the suffix "TIN/LEAD" to the part number when ordering (example: 2N2222A TIN/LEAD).
2. If requesting Lead (Pb) Free plated devices, add the suffix "PBFREE" to the part number when ordering (example: 2N2222A PBFREE).

---

### CONTACT US

#### Corporate Headquarters & Customer Support Team

Central Semiconductor Corp.  
145 Adams Avenue  
Hauppauge, NY 11788 USA  
Main Tel: (631) 435-1110  
Main Fax: (631) 435-1824  
Support Team Fax: (631) 435-3388  
[www.centrasemi.com](http://www.centrasemi.com)

**Worldwide Field Representatives:**  
[www.centrasemi.com/wwreps](http://www.centrasemi.com/wwreps)

**Worldwide Distributors:**  
[www.centrasemi.com/wwdistributors](http://www.centrasemi.com/wwdistributors)

---

For the latest version of Central Semiconductor's **LIMITATIONS AND DAMAGES DISCLAIMER**, which is part of Central's Standard Terms and Conditions of sale, visit: [www.centrasemi.com/terms](http://www.centrasemi.com/terms)