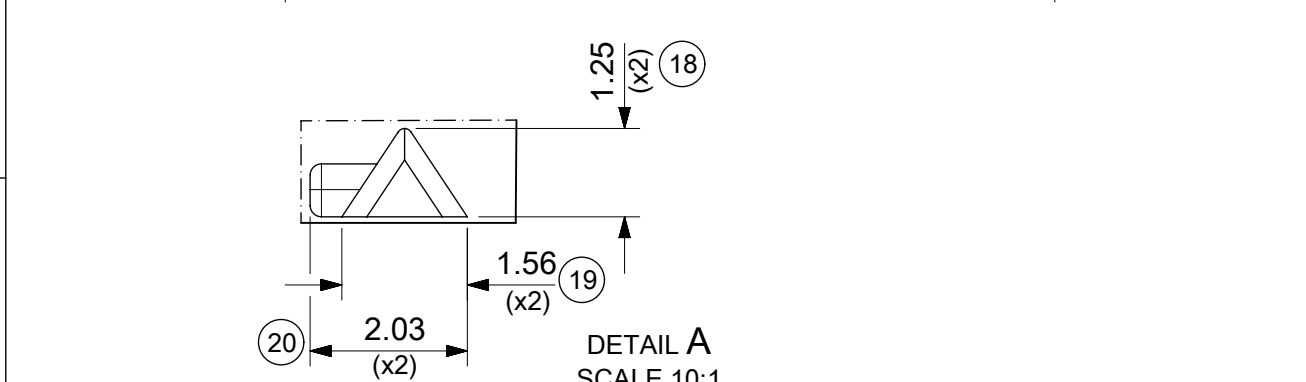
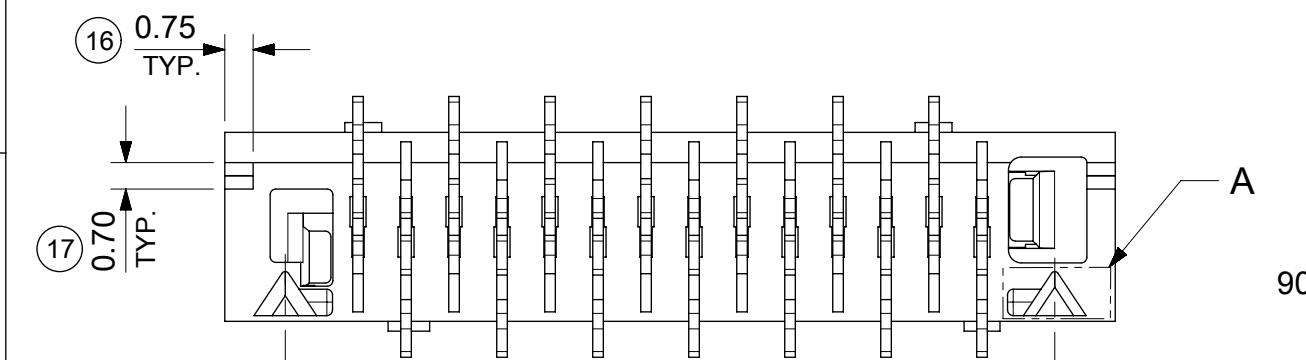
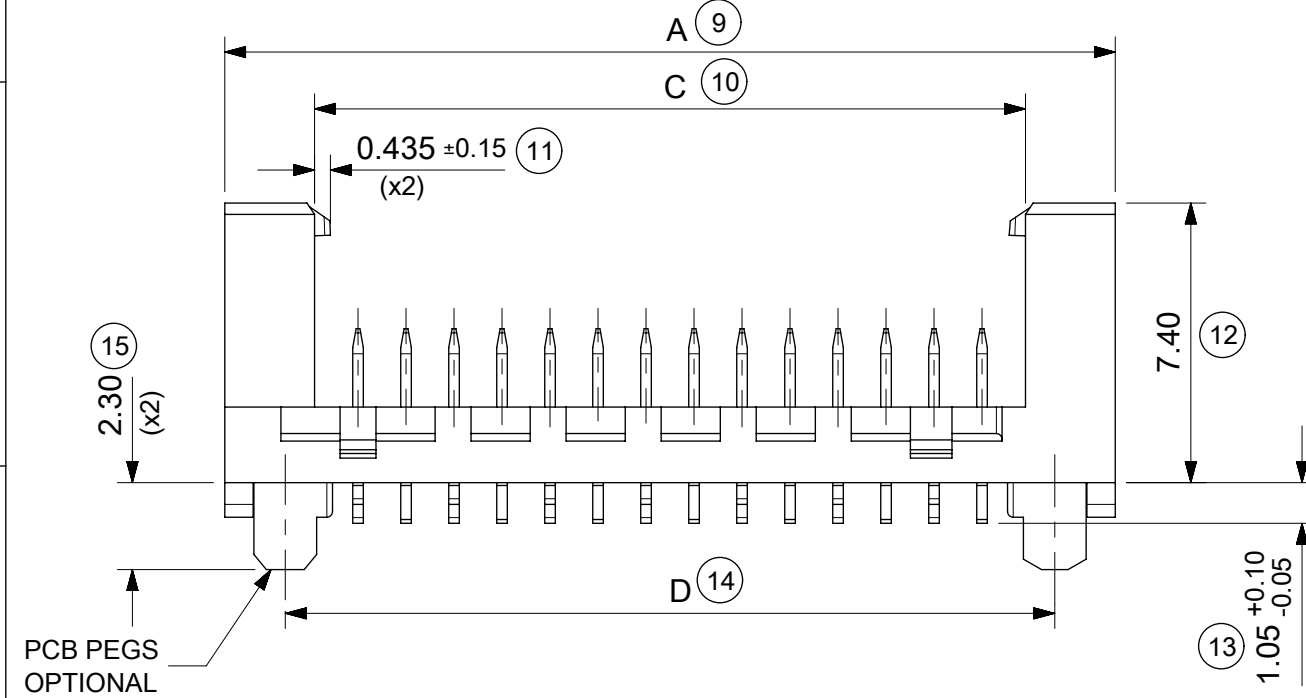


14 CIRCUIT SHOWN FOR ILLUSTRATION ONLY.



PART NO.	NUMBER OF CKTS	DIMN. A	DIMN. B	DIMN. C	DIMN. D
90816-**04	04	10.86	3.81	6.11	7.66
90816-**06	06	13.40	6.35	8.65	10.20
90816-**08	08	15.94	8.89	11.19	12.74
90816-**10	10	18.48	11.43	13.73	15.28
90816-**12	12	21.02	13.97	16.27	17.82
90816-**14	14	23.56	16.51	18.81	20.36
90816-**16	16	26.10	19.05	21.35	22.90
90816-**18	18	28.64	21.59	23.89	25.44
90816-**20	20	31.18	24.13	26.43	27.98
90816-**22	22	33.72	26.67	28.97	30.52
90816-**24	24	36.26	29.21	31.51	33.06
90816-**26	26	38.80	31.75	34.05	35.60

SEE NOTE-7

NOTES:

- MATERIAL
HOUSING: PPA, GLASS-FILLED, COLOUR: BLACK, UL 94-HB.
TERMINAL: BRASS
 - FINISHES: TERMINAL
Gold : UNDERPLATED 1.27µm MIN NICKEL
3-5µm TIN SELECTIVE
0.76µm MIN. SELECTIVE GOLD
TIN: 3 MICROMETRE MINIMUM OVER NICKEL UNDERPLATE.
 - PRODUCT SPECIFICATION: PS-99020-0011
 - PACKAGING SPECIFICATION: FOR TAPE AND REEL SEE: PK-90816-006
FOR TUBE SEE: PK-90816-007
 - MATES WITH MOLEX 90327 PART SERIES.
 - ALL SMT TAILS TO LIE WITHIN A COPLANARITY BAND OF 0 - 0.10 MICROMETRE REF. FROM EACH OTHER.
 - 4 CIRCUIT PART NOT AVAILABLE IN TAPE AND REEL.
- LAST INSPECTION NUMBER USED: 20

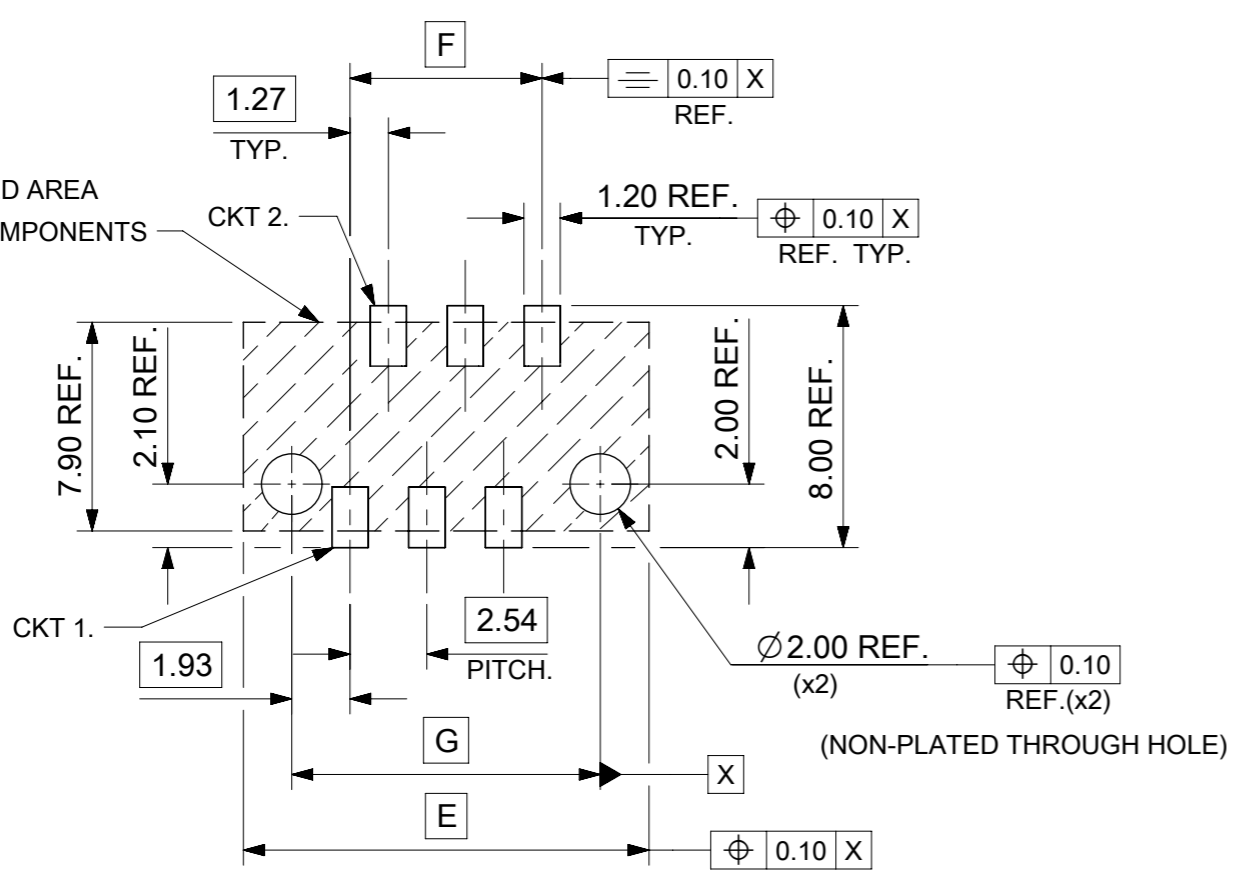
90816 - ** **

CIRCUIT SIZE.

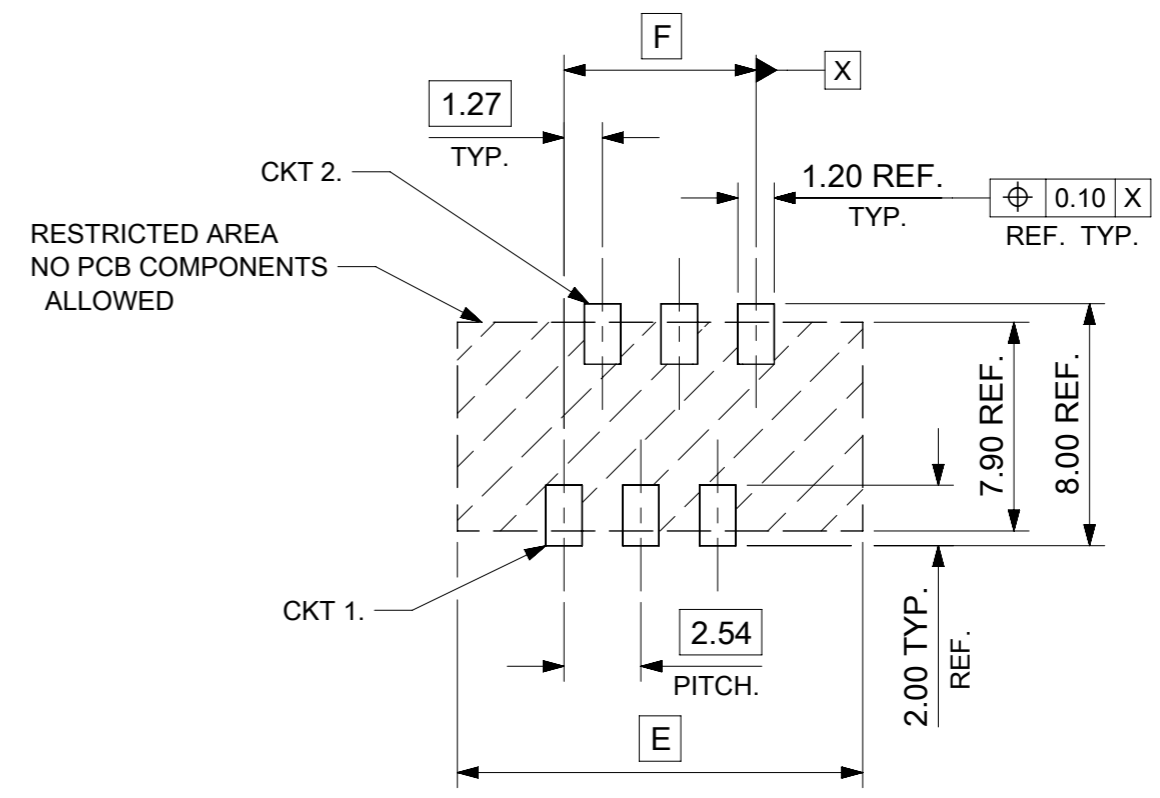
	PCB PEGS	TUBE PACKED	TAPE & REEL PACKED
0	YES	YES	NO
2	YES	NO	YES
3	NO	YES	NO
5	NO	NO	YES

0 = TIN VERSION
3 = 0.76µm GOLD PLATING

FUNCTIONAL SYMBOLS		THIS DRAWING CONTAINS INFORMATION THAT IS PROPRIETARY TO MOLEX ELECTRONIC TECHNOLOGIES, LLC AND SHOULD NOT BE USED WITHOUT WRITTEN PERMISSION		CURRENT REV DESC: CAD MIGRATION	
$\nabla/A = 0$	DIMENSION UNITS	SCALE	molex		
$\nabla/E = 0$	mm	5:1	PICOFLEX SMT LATCHED HEADER		
$\nabla/V = 0$	GENERAL TOLERANCES (UNLESS SPECIFIED)		PRODUCT CUSTOMER DRAWING		
	ANGULAR TOL ± 2.0°		DOCUMENT NUMBER		
	4 PLACES ±		SD-90816-001		
DIVISIONAL SYMBOLS	3 PLACES ±	EC NO: 738955	DOC TYPE DOC PART REVISION		
	2 PLACES ± 0.25	DRWN: GOWTHP	PSD 001 G1		
	1 PLACE ± 0.35	CHK'D: GOWTHP	2023/02/02		
	0 PLACES ±	APPR: ISHWARG	2023/02/20		
		INITIAL REVISION:	2008/08/16		
		DRWN: DBYRNES	2010/11/04		
		APPR: EFOLAN			
DRAFT WHERE APPLICABLE MUST REMAIN WITHIN DIMENSIONS		THIRD ANGLE PROJECTION	DRAWING	SERIES	MATERIAL NUMBER
			A3	90816	SEE CHART
					CUSTOMER
					GENERAL MARKET
					SHEET NUMBER
					1 OF 2



RECOMMENDED PCB THICKNESS 1.60±0.14
 PCB LAYOUT FOR CLEARANCE FIT WITH PCB PEGS
 HEADER VERSIONS 90816-*0**/*2**
 VIEWED FROM COMPONENT SIDE
 6CKT PART SHOWN FOR REFERENCE



PCB LAYOUT WITHOUT PCB PEGS
 HEADER VERSIONS 90816-*3**/*5**
 VIEWED FROM COMPONENT SIDE
 6CKT PART SHOWN FOR REFERENCE

90816-**26	26	38.80	31.75	35.60
90816-**24	24	36.26	29.21	33.06
90816-**22	22	33.72	26.67	30.52
90816-**20	20	31.18	24.13	27.98
90816-**18	18	28.64	21.59	25.44
90816-**16	16	26.10	19.05	22.90
90816-**14	14	23.56	16.51	20.36
90816-**12	12	21.02	13.97	17.82
90816-**10	10	18.48	11.43	15.28
90816-**08	8	15.94	8.89	12.74
90816-**06	6	13.40	6.35	10.20
90816-**04	4	10.86	3.81	7.66
PART NO.	NUMBER OF CKTS	DIM. E	DIM. F	DIM. G

DOCUMENT STATUS P1 RELEASE DATE 2023/02/20 05:04:35

FUNCTIONAL SYMBOLS	THIS DRAWING CONTAINS INFORMATION THAT IS PROPRIETARY TO MOLEX ELECTRONIC TECHNOLOGIES, LLC AND SHOULD NOT BE USED WITHOUT WRITTEN PERMISSION	CURRENT REV DESC: CAD MIGRATION		
	DIMENSION UNITS: mm SCALE: 5:1 GENERAL TOLERANCES (UNLESS SPECIFIED): ANGULAR TOL ± 2.0° 4 PLACES ± 3 PLACES ± 2 PLACES ± 0.25 1 PLACE ± 0.35 0 PLACES ±	EC NO: 738955 DRWN: GOWTHP CHK'D: GOWTHP APPR: ISHWARG INITIAL REVISION: DRWN: DBYRNES APPR: EFOLAN		
DIVISIONAL SYMBOLS	DRAFT WHERE APPLICABLE MUST REMAIN WITHIN DIMENSIONS		THIRD ANGLE PROJECTION	DRAWING A3-SIZE
SERIES 90816		MATERIAL NUMBER SEE SHEET 1	CUSTOMER GENERAL MARKET	DOCUMENT NUMBER SD-90816-001
DOCSHEET		DOC PART 001	REVISION G1	SHEET NUMBER 2 OF 2