

PRODUCT ADVISORY NOTICE

KEEPING YOU INFORMED OF PRODUCT CHANGES

To: All Customers, Sales Representatives and Distributors

Date: January 13, 2010

Subject: SMT Optics added to 62A11 Manufacturing Process

Grayhill has recently completed qualification of the 62A11 Series encoder utilizing surface mount technology optics. Currently, Grayhill uses die and wire bond optics in the manufacturing of the 62A11. Because of the opportunity to increase capacity, Grayhill will introduce surface mount optics in its production process on January 13, 2010.

The initial test reports are complete and available on <http://www.grayhill.com/about/PAN.aspx>. As additional tests are completed, reports will be housed in the same place.

Samples of the 62A11 series with the surface mount optics are available upon request.

The following part numbers have been affected:

62A11-01-P	62A11-01-085S
62A11-01-020C	62A11-01-090C
62A11-01-020CH	62A11-01-095CH
62A11-01-020S	62A11-01-100C
62A11-01-020SH	62A11-01-100S
62A11-01-030C	62A11-01-100SH
62A11-01-030CH	62A11-01-120C
62A11-01-030S	62A11-01-120CH
62A11-01-035C	62A11-01-120S
62A11-01-040C	62A11-01-120SH
62A11-01-040CH	62A11-01-150S
62A11-01-040S	62A11-01-180S
62A11-01-045C	62A11-01-240S
62A11-01-050C	62A11-01-250C
62A11-01-050S	62A11-01-250S
62A11-01-050SH	62A11-02-P
62A11-01-060C	62A11-02-020C
62A11-01-060CH	62A11-02-020CH
62A11-01-060S	62A11-02-020S
62A11-01-060SH	62A11-02-020SH
62A11-01-070C	62A11-02-025CH
62A11-01-070CH	62A11-02-030C
62A11-01-070S	62A11-02-030CH
62A11-01-080CH	62A11-02-030S
62A11-01-080S	62A11-02-030SH



PRODUCT ADVISORY NOTICE

KEEPING YOU INFORMED OF PRODUCT CHANGES

62A11-02-035C	62A11-02-100SH
62A11-02-035CH	62A11-02-120C
62A11-02-035S	62A11-02-120CH
62A11-02-040C	62A11-02-120S
62A11-02-040CH	62A11-02-120SH
62A11-02-040S	62A11-02-130S
62A11-02-040SH	62A11-02-140CH
62A11-02-050C	62A11-02-150S
62A11-02-050CH	62A11-02-160S
62A11-02-050S	62A11-02-180S
62A11-02-050SH	62A11-02-220CH
62A11-02-055C	62A11-02-240C
62A11-02-060C	62A11-02-240S
62A11-02-060CH	62A11-02-250S
62A11-02-060S	
62A11-02-060SH	
62A11-02-080C	
62A11-02-080CH	
62A11-02-080S	
62A11-02-080SH	
62A11-02-090C	
62A11-02-090SH	
62A11-02-100C	
62A11-02-100CH	
62A11-02-100S	

Please contact your Grayhill, Inc. sales associate for further information.



62A11 SMT Testing Summary

Test	Test Completion	Results	Notes
Thermal Shock per PS62 per MIL-202 test A per MIL-202 test A-1 per MIL-202 test A-2 per MIL-202 test B per MIL-202 test B-1 per MIL-202 test B-2	6/9/09 6/10/09 6/16/09 6/20/09 6/22/09 6/24/09 6/29/09	Pass Pass Pass Pass Pass Pass Pass	Not powered 5 cycles, -55°C, +100°C 5 cycles, -55°C, +105°C 25 cycles, -55°C, +105°C 50 cycles, -55°C, +105°C 5 cycles, -65°C, +125°C 25 cycles, -65°C, +125°C 50 cycles, -65°C, +125°C
Humidity 85/85 250 hours 350 hours 700 hours 1000 hours	6/29/09 7/10/09 7/22/09 8/4/09	Pass Pass Pass Pass	85% humidity at 85°C, powered (2.2k pull-ups, high-high state to induce dendrite growth) 2 Encoders damaged during setup.
LED Degradation 1000 hours	8/7/09	Pass	85°C, powered (2.2k pull-ups, low - low state)
Mechanical Shock half-sine per PS62 sawtooth per PS62	7/10/09 7/13/09	Pass Pass	Not powered 100g 6ms half sine 100g 6ms sawtooth
Vibration per PS62	6/23/09	Pass	Not powered 15g sine 10-2000 hz
Temperature Soak 85C for 24 hours -55C for 24 hours	6/4/09 6/10/09	Pass Pass	Not powered

Humidity Voltage Readings

Periodic readings in mV

Low states A and B outputs

Supply = 5.0V, 2.2K pull-up resistors

	250 hours 6/29/09		350 hours 7/10/09		700 hours 7/22/09		1000 hours 8/4/09	
Encoder	A	B	A	B	A	B	A	B
41	169	159	169	160	23	21	23	21
42	170	157	170	156	29	26	29	26
43	170	157	168	155	34	30	33	29
44	163	154	164	155	22	20	22	20
45	163	153	163	154	22	20	22	20
46	163	150	160	147	22	20	21	19
47	171	160	174	162	26	24	26	24
48	172	157	330	156	Damaged during setup.			
49	160	147	163	149	21	19	21	19
50	166	155	168	157	22	20	22	21
51	164	156	172	163	22	21	22	21
52	172	159	171	160	23	21	23	21
53	167	156	70	70	23	21	23	21
54	169	158	169	159	23	21	22	20
55	162	151	171	161	24	22	24	22
56	167	156	174	163	Damaged during setup.			
57	162	151	163	153	30	26	30	26
58	165	156	167	158	22	20	22	20
59	170	158	171	159	23	21	23	20
60	168	155	166	153	23	20	23	21

Note: wrong pull-up resistors used

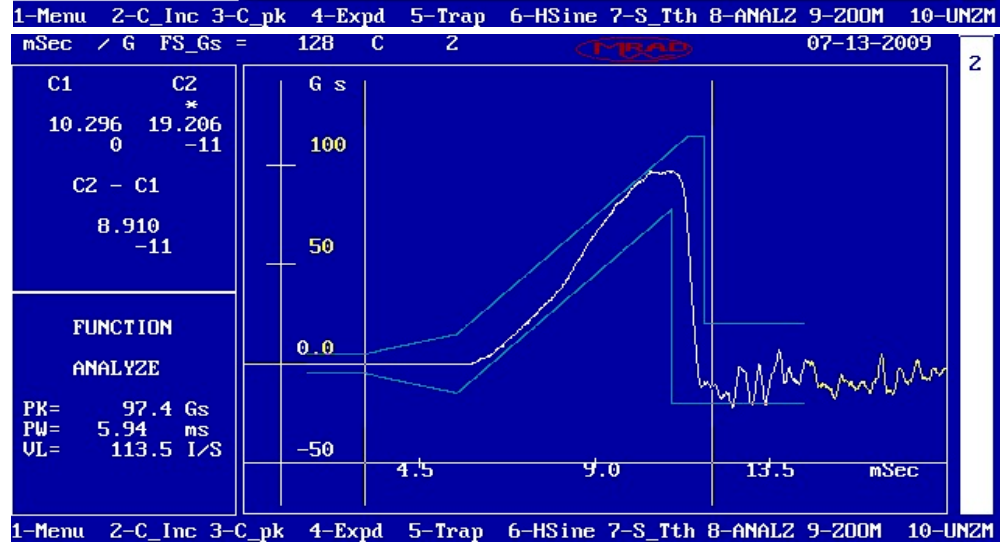
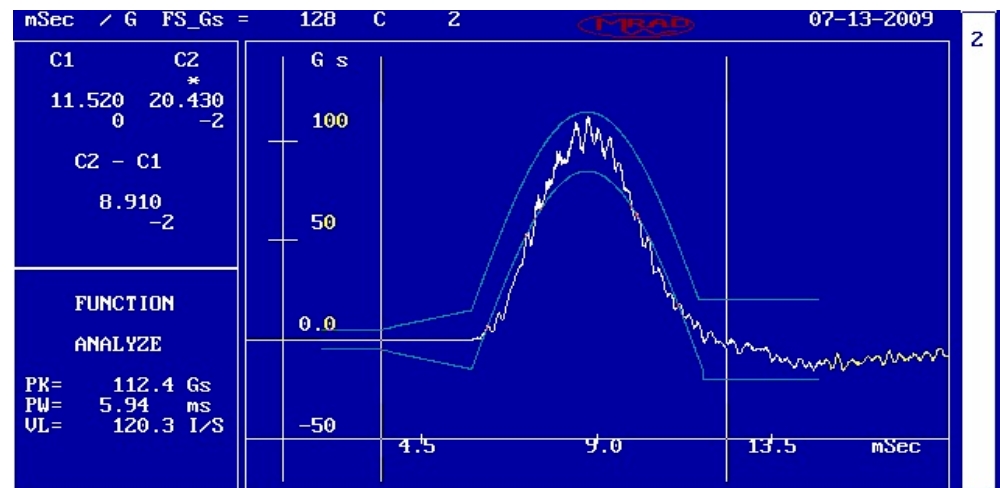
LED Degradation - Voltage Readings

Periodic readings in mV
Low states A and B outputs
Supply = 5.0V, 2.2K pull-up resistors

Test Duration: 1000 hours Completion: 8/7/09		
Encoder	Channel A	Channel B
61	23	21
62	22	20
63	22	20
64	22	20
65	22	20
66	23	21
67	22	20
68	22	20
69	22	20
70	23	21
71	22	20
72	22	20
73	23	20
74	22	20
75	22	20
76	23	20
77	23	21
78	23	20
79	23	21
80	22	20

Mechanical Shock

Sample	100g 6ms half-sine	Results	100g 6ms sawtooth	Results
81	7/10/09	Pass	7/13/09	Pass
82	7/10/09	Pass	7/13/09	Pass
83	7/10/09	Pass	7/13/09	Pass
84	7/10/09	Pass	7/13/09	Pass
85	7/10/09	Pass	7/13/09	Pass
86	7/10/09	Pass	7/13/09	Pass
87	7/10/09	Pass	7/13/09	Pass
88	7/10/09	Pass	7/13/09	Pass
89	7/10/09	Pass	7/13/09	Pass
90	7/10/09	Pass	7/13/09	Pass
91	7/10/09	Pass	7/13/09	Pass
92	7/10/09	Pass	7/13/09	Pass
93	7/10/09	Pass	7/13/09	Pass
94	7/10/09	Pass	7/13/09	Pass
95	7/10/09	Pass	7/13/09	Pass
96	7/10/09	Pass	7/13/09	Pass
97	7/10/09	Pass	7/13/09	Pass
98	7/10/09	Pass	7/13/09	Pass
99	7/10/09	Pass	7/13/09	Pass
100	7/10/09	Pass	7/13/09	Pass



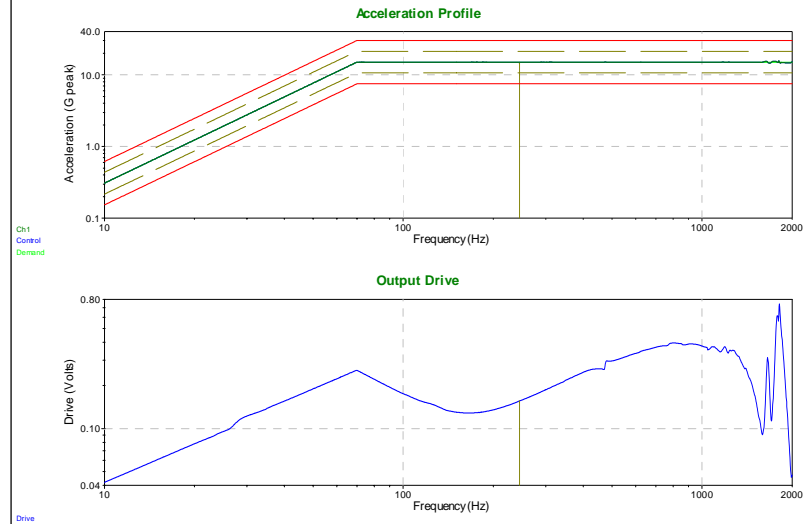
Vibration

Sample	Sine 15g 10-2000	Results
101	6/18/09	Damaged (ribbon cable broken from setup)
102	6/18/09	Pass
103	6/18/09	Pass
104	6/18/09	Pass
105	6/18/09	Pass
106	6/20/09	Pass
107	6/20/09	Pass
108	6/20/09	Pass (ribbon cable partly broken from setup)
109	6/20/09	Pass (ribbon cable partly broken from setup)
110	6/20/09	Pass
111	6/20/09	Pass (ribbon cable partly broken from setup)
112	6/20/09	Pass (ribbon cable partly broken from setup)
113	6/20/09	Pass
114	6/20/09	Pass
115	6/20/09	Pass
116	6/23/09	Pass
117	6/23/09	Pass
118	6/23/09	Pass
119	6/23/09	Pass
120	6/23/09	Pass



Customer: 62A SMT
Job#: 15 g vibration X-axis

Data: C:\VibrationVIEW\Data\2009-06\62A SMT\2009Jun20-0723-0001.vsd
Test: C:\VibrationVIEW\Profiles\Sine 15G 10 to 2000.vsp
Data stored on Jun 20, 2009 11:23:21
15 g Sinusoidal Sweep 10 to 2000 hz - Second set - Transverse axis -
End of Timed Test



Breakpoint table

Start Freq.	Amplitude	End Freq.	Amplitude
10 Hz	0.06 in	69.9276 Hz	0.06 in
69.9276 Hz	15 G	2000 Hz	15 G

Test level schedule:

	Duration	Level
1)	4:00:00	100 %
** Test started Jun 20, 2009 07:23:13, running for 4:00:08		
** Current level: 1, running at 100 %, 4:00:00 of 4:00:00 complete		

Current Measurements:

Demand: 15 G at 245.01 Hz	Ch1: 15.0062 G
Control: 15.01 G	Ch2: 0.0148813 G
Control Vel.: 3.764 in/s	Ch3: 8.57732e-005 G
Control Disp.: 0.004889 in	Ch4: 0.000187157 G

Drive voltage: 0.1557 Volts peak