



Figure 1. Dimensions



Figure 2A.



Figure 2B.



Figure 2C.



Figure 2D.

DESCRIPTION

By its name, this 128-Bin Resistor Kits use our patented Super Enclosure which has 128 individually lidded and labeled bins for storing up to 128 different types of SMD resistors. Figure 2's shows the photos of the Super Enclosure. Figure 1 shows the Super Enclosure dimensions. Table 3 is the selection guide for different type of kits available in this series and their online purchasing links. The kits are categorized by the size of the resistors, the number of values/kit, and the number of pieces/value. Table 1 shows the specifications of the resistors. Please note that for the 510 value kit, it covers all the E-96 series resistance values; for the 128 values, it covers approximately the E-24 series resistance values, but implemented by 1% resistors, as opposed to $\pm 5\%$ resistors. For example,

our selected resistor value is 2.49Ω , while the original E-24 value is 2.4Ω .

Operating the enclosure is easy and convenient so that your time for obtaining a particular resistor is minimized to just seconds.

The kits can easily be placed on a work bench, put on a shelf, or transported to other sites, and are the best choice for building prototypes, doing experiments on new circuits, or reworking printed circuit boards.

For more detailed information:

www.analogtechnologies.com

www.smtzone.com

E-mail us: staff@analogti.com

SPECIFICATIONS

Table 1. Characteristics

Type	Power	Operating Temperature Range	Max. Working Voltage	Max. Overload Voltage	Dielectric Withstanding Voltage	Resistance Range	Tolerance	Temperature Coefficient	Jumper Criteria	
									Rated Current	Max. Current
0402	1/16W	-55°C to 155°C	50V	100V	100V	1Ω to 10MΩ 0Ω Jumper < 0.05 Ω	1%	1Ω ≤ R ≤ 10Ω ±200ppm/°C 10Ω < R ≤ 10MΩ ±100ppm/°C 10MΩ < R ≤ 22MΩ ±200ppm/°C	1.0A	2.0A
0603	1/10W	-55°C to 155°C	75V	150V	100V	1Ω to 10MΩ 0Ω Jumper < 0.05 Ω	1%	1Ω ≤ R ≤ 10Ω ±200ppm/°C 10Ω < R ≤ 10MΩ ±100ppm/°C 10MΩ < R ≤ 22MΩ ±200ppm/°C	1.0A	2.0A
0805	1/8W	-55°C to 155°C	150V	300V	300V	1Ω to 10MΩ 0Ω Jumper < 0.05 Ω	1%	1Ω ≤ R ≤ 10Ω ±200ppm/°C 10Ω < R ≤ 10MΩ ±100ppm/°C 10MΩ < R ≤ 22MΩ ±200ppm/°C	2.0A	5.0A
1206	1/4W	-55°C to 155°C	200V	400V	500V	1Ω to 10MΩ 0Ω Jumper < 0.05 Ω	1%	1Ω ≤ R ≤ 10Ω ±200ppm/°C 10Ω < R ≤ 10MΩ ±100ppm/°C 10MΩ < R ≤ 22MΩ ±200ppm/°C	2.0A	10.0A

Table 2. For outlines, please refer to Figure 3.

Type	L	W	H	I ₁	I ₂	Unit
0402	0.039 ± 0.002	0.020 ± 0.002	0.013 ± 0.002	0.008 ± 0.004	0.010 ± 0.004	inch
	1.00 ± 0.05	0.50 ± 0.05	0.32 ± 0.05	0.20 ± 0.10	0.25 ± 0.10	mm
0603	0.063 ± 0.004	0.031 ± 0.004	0.018 ± 0.004	0.010 ± 0.006	0.010 ± 0.006	inch
	1.60 ± 0.10	0.80 ± 0.10	0.45 ± 0.10	0.25 ± 0.15	0.25 ± 0.15	mm
0805	0.079 ± 0.004	0.049 ± 0.004	0.020 ± 0.004	0.014 ± 0.008	0.014 ± 0.008	inch
	2.00 ± 0.10	1.25 ± 0.10	0.50 ± 0.10	0.35 ± 0.20	0.35 ± 0.20	mm
1206	0.122 ± 0.004	0.063 ± 0.004	0.022 ± 0.004	0.018 ± 0.008	0.018 ± 0.008	inch
	3.10 ± 0.10	1.60 ± 0.10	0.55 ± 0.10	0.45 ± 0.20	0.45 ± 0.20	mm

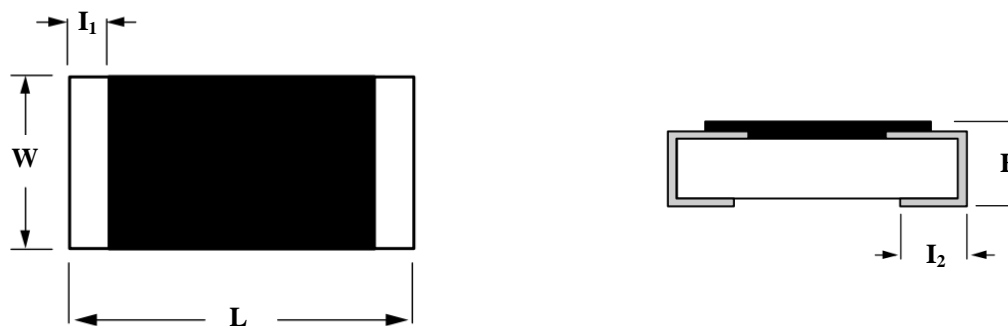


Figure 3. Resistor Dimensions




Figure 4. Resistor Marking Code

a: Amazon, 15% higher priced due to commission fee.

K: Digikey, 15% higher priced due to commission fee.

SZ: SMTZone.com, our own online store, no commission fee.

AS: shop.analogtechnologies.com, our own online store, no commission fee.

Table 3. Selection Guide for different type of kits available.

































Value \ Size	0402	0603	0805	1206	
128 Values	R04E24-50 50PCs/Value 	R06E24-50 50PCs/Value 	R09E24-50 50PCs/Value 	R12E24-50 50PCs/Value 	
	R04E24-100 100PCs/Value 	R06E24-100 100PCs/Value 	R09E24-100 100PCs/Value 	R12E24-100 100PCs/Value 	
	R04E24-200 200PCs/Value 	R06E24-200 200PCs/Value 	R09E24-200 200PCs/Value 	R12E24-200 200PCs/Value 	
	R04E24-500 500PCs/Value 	R06E24-500 500PCs/Value 	R09E24-500 500PCs/Value 	R12E24-500 500PCs/Value 	
	510 Values	R04E96-50 50PCs/Value 	R06E96-50 50PCs/Value 	R09E96-50 50PCs/Value 	R12E96-50 50PCs/Value 
		R04E96-100 100PCs/Value 	R06E96-100 100PCs/Value 	R09E96-100 100PCs/Value 	R12E96-100 100PCs/Value 
		R04E96-200 200PCs/Value 	R06E96-200 200PCs/Value 	R09E96-200 200PCs/Value 	R12E96-200 200PCs/Value 
		R04E96-500 500PCs/Value 	R06E96-500 500PCs/Value 	R09E96-500 500PCs/Value 	R12E96-500 500PCs/Value 



Table 4. Available Values for 128 Value (in bold) and 510 Value Kits.

Note: 1206 & 0805 use 4 digit marking. 0603 use 3 digit marking. 0402 & 0201 don't use marking. See Figure 4.

Table with 22 columns: Resistance, 4 Digit Marking, 3 Digit Marking, Resistance, 4 Digit Marking, 3 Digit Marking, Resistance, 4 Digit Marking, 3 Digit Marking, Resistance, 4 Digit Marking, 3 Digit Marking, Resistance, 4 Digit Marking, 3 Digit Marking, Resistance, 4 Digit Marking, 3 Digit Marking, Resistance, 4 Digit Marking, 3 Digit Marking. Rows list values from 0.1 to 24.3 with corresponding markings.



Resistance	4 Digit Marking	3 Digit Marking	Resistance	4 Digit Marking	3 Digit Marking	Resistance	4 Digit Marking	3 Digit Marking	Resistance	4 Digit Marking	3 Digit Marking	Resistance	4 Digit Marking	3 Digit Marking	Resistance	4 Digit Marking	3 Digit Marking	Resistance	4 Digit Marking	3 Digit Marking			
			2.49	2R49	39Y	24.9	24R9	39X	249	2490	39A	2.49k	3491	39B	24.9k	2492	39C	249k	2493	39D	2.49M	2494	39E
			25.5	25R5	40X	255	2550	40A	2.55k	2551	40B	25.5k	2552	40C	255k	2553	40D						
			26.1	26R1	41X	261	2610	41A	2.61k	2611	41B	26.1k	2612	41C	261k	2613	41D						
			26.7	26R7	42X	267	2670	42A	2.67k	2671	42B	26.7k	2672	42C	267k	2673	42D						
			27.4	27R4	43X	274	2740	43A	2.74k	2741	43B	27.4k	2742	43C	274k	2743	43D						
			28.0	28R0	44X	280	2800	44A	2.80k	2801	44B	28.0k	2802	44C	280k	2803	44D						
			28.7	28R7	45X	287	2870	45A	2.87k	2871	45B	28.7k	2872	45C	287k	2873	45D						
			29.4	29R4	46X	294	2940	46A	2.94k	2941	46B	29.4k	2942	46C	294k	2943	46D						
			3.01	3R01	47Y	30.1	30R1	47X	301	3010	47A	3.01k	3011	47B	30.1k	3012	47C	301k	3013	47D	3.01M	3014	47E
			30.9	30R9	48X	309	3090	48A	3.09k	3091	48B	30.9k	3092	48C	309k	3093	48D						
			31.6	31R6	49X	316	3160	49A	3.16k	3161	49B	31.6k	3162	49C	316k	3163	49D						
			32.4	32R4	50X	324	3240	50A	3.24k	3241	50B	32.4k	3242	50C	324k	3243	50D						
			33.2	33R2	51X	332	3320	51A	3.32k	3321	51B	33.2k	3322	51C	332k	3323	51D						
			34.0	34R0	52X	340	3400	52A	3.40k	3401	52B	34.0k	3402	52C	340k	3403	52D						
			34.8	34R8	53X	348	3480	53A	3.48k	3481	53B	34.8k	3482	53C	348k	3483	53D						
			35.7	35R7	54X	357	3570	54A	3.57k	3571	54B	35.7k	3572	54C	357k	3573	54D						
			36.5	36R5	55X	365	3650	55A	3.65k	3651	55B	36.5k	3652	55C	365k	3653	55D						
			37.4	37R4	56X	374	3740	56A	3.74k	3741	56B	37.4k	3742	56C	374k	3743	56D						
			38.3	38R3	57X	383	3830	57A	3.83k	3831	57B	38.3k	3832	57C	383k	3833	57D						
			39.2	39R2	58X	392	3920	58A	3.92k	3921	58B	39.2k	3922	58C	392k	3923	58D						
			4.02	4R02	59Y	40.2	40R2	59X	402	4020	59A	4.02k	4021	59B	40.2k	4022	59C	402k	4023	59D	4.02M	4024	59E
			41.2	41R2	60X	412	4120	60A	4.12k	4121	60B	41.2k	4122	60C	412k	4123	60D						
			42.2	42R2	61X	422	4220	61A	4.22k	4221	61B	42.2k	4222	61C	422k	4223	61D						
			43.2	43R2	62X	432	4320	62A	4.32k	4321	62B	43.2k	4322	62C	432k	4323	62D						
			44.2	44R2	63X	442	4420	63A	4.42k	4421	63B	44.2k	4422	63C	442k	4423	63D						
			45.3	45R3	64X	453	4530	64A	4.53k	4531	64B	45.3k	4532	64C	453k	4533	64D						
			46.4	46R4	65X	464	4640	65A	4.64k	4641	65B	46.4k	4642	65C	464k	4643	65D						
			47.5	47R5	66X	475	4750	66A	4.75k	4751	66B	47.5k	4752	66C	475k	4753	66D						
			48.7	48R7	67X	487	4870	67A	4.87k	1871	67B	48.7k	4872	67C	487k	4873	67D						
0.50	0R5		4.99	4R99	68Y	49.9	49R9	68X	499	5990	68A	4.99k	1991	68B	49.9k	4992	68C	499k	4993	68D	4.99M	4994	68E
			51.1	51R1	69X	511	5110	69A	5.11k	5111	69B	51.1k	5112	69C	511k	5113	69D						
			52.3	52R3	70X	523	5230	70A	5.23k	5231	70B	52.3k	5232	70C	523k	5233	70D						
			53.6	53R6	71X	536	5360	71A	5.36k	5361	71B	53.6k	5362	71C	536k	5363	71D						
			54.9	54R9	72X	549	5490	72A	5.49k	5491	72B	54.9k	5492	72C	549k	5493	72D						
			56.2	56R2	73X	562	5620	73A	5.62k	5621	73B	56.2k	5622	73C	562k	5623	73D						
			57.6	57R6	74X	576	5760	74A	5.76k	5761	74B	57.6k	5762	74C	576k	5763	74D						
			5.90	5R90	75Y	59.0	59R0	75X	590	5900	75A	5.90k	5901	75B	59.0k	5902	75C	590k	5903	75D	5.90M	5904	75E
			60.4	60R4	76X	604	6040	76A	6.04k	6041	76B	60.4k	6042	76C	604k	6043	76D						
			61.9	61R9	77X	619	6190	77A	6.19k	6191	77B	61.9k	6192	77C	619k	6193	77D						
			63.4	63R4	78X	634	6340	78A	6.34k	6341	78B	63.4k	6342	78C	634k	6343	78D						
			64.9	64R9	79X	649	6490	79A	6.49k	6491	79B	64.9k	6492	79C	649k	6493	79D						



Resistance	4 Digit Marking	3 Digit Marking	Resistance	4 Digit Marking	3 Digit Marking	Resistance	4 Digit Marking	3 Digit Marking	Resistance	4 Digit Marking	3 Digit Marking	Resistance	4 Digit Marking	3 Digit Marking	Resistance	4 Digit Marking	3 Digit Marking	Resistance	4 Digit Marking	3 Digit Marking
			66.5	66R5	80X	665	6650	80A	6.65k	6651	80B	66.5k	6652	80C	665k	6653	80D			
			68.1	68R1	81Y	681	6810	81A	6.81k	6811	81B	68.1k	6812	81C	681k	6813	81D	6.81M	6814	81E
			69.8	69R8	82X	698	6980	82A	6.98k	6981	82B	69.8k	6982	82C	698k	6983	82D			
			71.5	71R5	83X	715	7150	83A	7.15k	7151	83B	71.5k	7152	83C	715k	7153	83D			
			73.2	73R2	84X	732	7320	84A	7.32k	7321	84B	73.2k	7322	84C	732k	7323	84D			
			75.0	75R0	85Y	750	7500	85A	7.50k	7501	85B	75.0k	7502	85C	750k	7503	85D	7.50M	7504	85E
			76.8	76R8	86X	768	7680	86A	7.68k	7681	86B	76.8k	7682	86C	768k	7683	86D			
			78.7	78R7	87X	787	7870	87A	7.87k	7871	87B	78.7k	7872	87C	787k	7873	87D			
			80.6	80R6	88X	806	8060	88A	8.06k	8061	88B	80.6k	8062	88C	806k	8063	88D			
			82.5	82R5	89Y	825	8250	89A	8.25k	8251	89B	82.5k	8252	89C	825k	8253	89D	8.25M	8254	89E
			84.5	84R5	90X	845	8450	90A	8.45k	8451	90B	84.5k	8452	90C	845k	8453	90D			
			86.6	86R6	91X	866	8660	91A	8.66k	8661	91B	86.6k	8662	91C	866k	8663	91D			
			88.7	88R7	92X	887	8870	92A	8.87k	8871	92B	88.7k	8872	92C	887k	8873	92D			
			90.9	90R9	93Y	909	9090	93A	9.09k	9091	93B	90.9k	9092	93C	909k	9093	93D	9.09M	9094	93E
			93.1	93R1	94X	931	9310	94A	9.31k	9311	94B	93.1k	9312	94C	931k	9313	94D	10M	1005	94E
			95.3	95R3	95X	953	9530	95A	9.53k	9531	95B	95.3k	9532	95C	953k	9533	95D	15M	1505	95E
			97.6	97R6	96X	976	9760	96A	9.76k	9761	96B	97.6k	9762	96C	976k	9763	96D	20M	2005	96E




Figure 5. 128 Value Resistor Kit Bin Layout




Figure 6. 510 Value Resistor Kit 4-1 Bin Layout




Figure 7. 510 Value Resistor Kit 4-2 Bin Layout




Figure 8. 510 Value Resistor Kit 4-3 Bin Layout




Figure 9. 510 Value Resistor Kit 4-4 Bin Layout

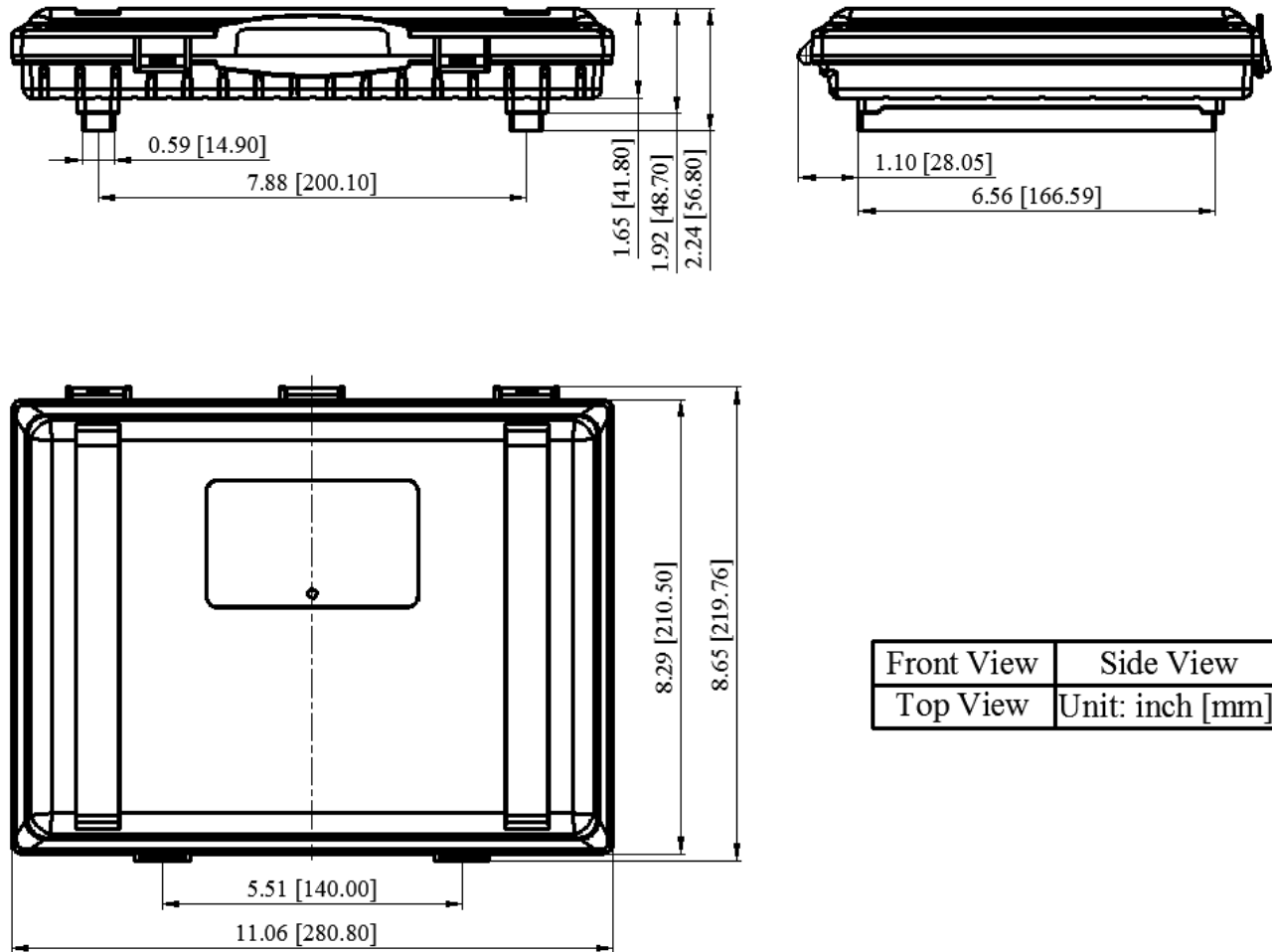
DIMENSIONS


Figure 10. Outlines Dimensions

NOTICE

1. It is important to carefully read and follow the warnings, cautions, and product-specific notes provided with electronic components. These instructions are designed to ensure the safe and proper use of the component and to prevent damage to the component or surrounding equipment. Failure to follow these instructions could result in malfunction or failure of the component, damage to surrounding equipment, or even injury or harm to individuals. Always take the necessary precautions and seek professional assistance if unsure about proper use or handling of electronic components.
2. Please note that the products and specifications described in this publication are subject to change without prior notice as we continuously improve our products. Therefore, we recommend checking the product descriptions and specifications before placing an order to ensure that they are still applicable. We also reserve the right to discontinue the production and delivery of certain products, which means that not all products named in this publication may always be available.
3. This means that while ATI may provide information about the typical requirements and applications of their products, they cannot guarantee that their products will be suitable for all customer applications. It is the responsibility of the customer to evaluate whether an ATI product with the specified properties is appropriate for their particular application.
4. ATI warrants its products to perform according to specifications for one year from the date of sale, except when damaged due to excessive abuse. If a product fails to meet specifications within one year of the sale, it can be



exchanged free of charge.

5. ATI reserves the right to make changes or discontinue products or services without notice. Customers are advised to obtain the latest information before placing orders.
6. All products are sold subject to terms and conditions of sale, including those pertaining to warranty, patent infringement, and limitation of liability. Customers are responsible for their applications using ATI products, and ATI assumes no liability for applications assistance or customer product design.
7. ATI does not grant any license, either express or implied, under any patent right, copyright, mask work right, or other intellectual property right of ATI.
8. ATI's publication of information regarding third-party products or services does not constitute approval, warranty, or endorsement.
9. ATI retains ownership of all rights for special technologies, techniques, and designs for its products and projects, as well as any modifications, improvements, and inventions made by ATI.
10. Please note that despite operating the passive electronic components as specified, malfunctions or failures before the end of their usual service life may still occur in individual cases due to the current state of the art. Therefore, in customer applications that require a high level of operational safety, especially those in which the malfunction or failure of a passive electronic component could pose a threat to human life or health (such as in accident prevention or life-saving systems), it is essential to ensure through suitable design of the customer application or other measures taken by the customer (such as the installation of protective circuitry or redundancy) that no injury or damage is sustained by third parties in the event of a passive electronic component malfunction or failure.