


Data sheet | Item number: 706-7753/304-100

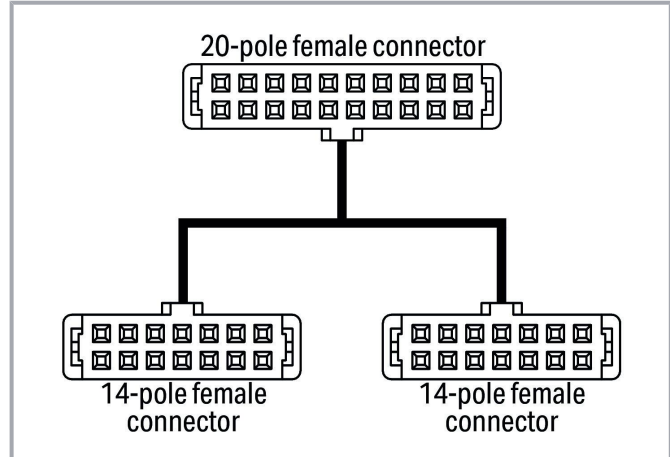
System cable; for WAGO-I/O-SYSTEM, 750 Series; 2 x 8 analog inputs or outputs; Length: 1 m; Conductor cross-section: 0.14 mm²



www.wago.com/706-7753/304-100



 Picture differs from the item.



Subject to changes. Please also observe the further product documentation!

WAGO GmbH & Co. KG
Hansastr. 27
32423 Minden
Phone: +49571 887-0 | Fax: +49571 887-169
Email: info.de@wago.com | Web: www.wago.com

Do you have any questions about our products?
We are always happy to take your call at +49 (571) 887-44222.



Color coding acc. to DIN VDE 47100 Cable 1; Channel 1-8		14 poles flat connector		20 poles flat connector	
		Pin number	Wiring	Pin number	Signal
White		1	CH1	1	DO1
Brown		2	CH2	2	DO2
Green		3	CH3	3	DO3
Yellow		4	CH4	4	DO4
Grey		5	CH5	5	DO5
Pink		6	CH6	6	DO6
Blue		7	CH7	7	DO7
Red		8	CH8	8	DO8
Black		9	+24V	17	+24V
Violet		10	0V	18	0V

Color coding acc. to DIN VDE 47100 Cable 2; Channel 9-16		14 poles flat connector		20 poles flat connector	
		Pin number	Wiring	Pin number	Signal
White		1	CH9	9	DO9
Brown		2	CH10	10	DO10
Green		3	CH11	11	DO11
Yellow		4	CH12	12	DO12
Grey		5	CH13	13	DO13
Pink		6	CH14	14	DO14
Blue		7	CH15	15	DO15
Red		8	CH16	16	DO16
Black		9	+24V	19	+24V
Violet		10	0V	20	0V

Item description

Short description:

WAGO's interface cables provide fast and easy connection of WAGO's I/O modules equipped with a 20-pole pluggable connector. The following WAGO I/O Modules and Interface Adapters are compatible:

750-1500 (16 DO) --> 857-981 (DO)

750-1502 (8 DO/8 DI) --> 857-981 (DO) and 857-982 (DI)

The cables are available in 1-, 2- and 3-meter lengths; each has one 20-pole or two 14-pole pluggable connectors at both ends.

They are suitable for system wiring when paired with 857-981 and 857-982 Interface Adapters.

Subject to changes. Please also observe the further product documentation!

WAGO GmbH & Co. KG
 Hansastr. 27
 32423 Minden
 Phone: +49571 887-0 | Fax: +49571 887-169
 Email: info.de@wago.com | Web: www.wago.com

Do you have any questions about our products?
 We are always happy to take your call at +49 (571) 887-44222.



Data Notes

Note	When using more than 10 wires, the maximum current per wire must be reduced to 0.7 A.
------	---

Electrical data

Inputs/outputs	2 x 8 analog inputs or outputs
Operating voltage	≤ AC/DC 35 V
Current per wire (max.)	1 A

Connection data

Cable type	LIYY
Color code	per DIN VDE 47100

Connection 1

Connector	Pluggable connector per DIN 41651; female connector
Pole number 1	20
Connection type 1	System
Wire cross-section	0.14 mm ²

Connection 2

Connector 2	Pluggable connector per DIN 41651; female connector
Pole number 2	14
Connection type 2	System

Connection 3

Connector 3	Pluggable connector per DIN 41651; female connector
Pole number 3	14
Connection type 3	System

Physical data

Cable length	1 m
--------------	-----

Material Data

Weight	97 g
--------	------

Subject to changes. Please also observe the further product documentation!



Environmental requirements

Ambient temperature (operation)	-20 ... +50 °C
---------------------------------	----------------

Commercial data

Product Group	30 (WAGO France)
eCl@ss 10.0	27-06-03-11
eCl@ss 9.0	27-06-03-11
ETIM 8.0	EC000237
ETIM 7.0	EC000237
PU (SPU)	1 pcs
Packaging type	box
Country of origin	FR
GTIN	4050821034209
Customs tariff number	85444290900



Environmental Product Compliance

RoHS Compliance Status	Compliant, No Exemption
------------------------	-------------------------

Optional accessories

Interface module

Interface adapters

	Item no.: 857-982 Interface adapter; 14-pole; High-side switching output	www.wago.com/857-982
	Item no.: 857-981 Interface adapter; 14-pole; High-side switching input	www.wago.com/857-981

Downloads

Documentation

Bid Text

706-7753/304-100 X81 - Datei	2019 Feb 19	xml 3.8 kB	Download
706-7753/304-100 docx - Datei	2018 Nov 26	docx 15.6 kB	Download

Additional Information

Subject to changes. Please also observe the further product documentation!

WAGO GmbH & Co. KG
Hansastr. 27
32423 Minden
Phone: +49571 887-0 | Fax: +49571 887-169
Email: info.de@wago.com | Web: www.wago.com

Do you have any questions about our products?
We are always happy to take your call at +49 (571) 887-44222.



Disposal and Recycling Electrical and electronic equipment, Batteries, Packaging	V 1.1.0 2022 Aug 18	pdf 2.2 MB	Download
---	------------------------	---------------	----------

System Description

WAGO System Wiring, Selection Guide This guide will help you select the appropriate interface modules and system cables for the controller you are using.		pdf 545.9 kB	Download
--	--	-----------------	----------

CAD/CAE-Data

CAE data

WSCAD Universe 706-7753/304-100		URL	Download
WSCAD Universe 706-7753/304-100		URL	Download

Environmental Product Compliance

Compliance Search

Environmental Product Compliance 706-7753/304-100 System cable; for WAGO-I/O-SYSTEM, 750 Series; 2 x 8 analog inputs or outputs; Length: 1 m; Conductor cross-section: 0.14 mm ²		URL	Download
---	--	-----	----------

Installation Notes

Subject to changes. Please also observe the further product documentation!